

Fullerton Lux Funds - Asia Absolute Alpha - Class A (SGD) Acc

March 2026

Investment Objective

The investment objective of the Fund is to generate long term positive return, which include both capital appreciation and income.

Investment Focus and Approach

The Investment Manager seeks to achieve the objective of the Fund by investing primarily in, but is not limited to, equities, stock warrants, index futures, cash and cash equivalents. The investment universe will include, but is not limited to, equities and equities-related securities listed on exchanges in the Asia Pacific region, as well as equities and equities-related securities of companies which have operations in, exposure to, or derive part of their revenue from the Asia Pacific region, wherever they may be listed.

The Investment Manager may also make indirect investments in equities via participatory notes and other eligible access products (where the underlying assets would comprise equities defined above).

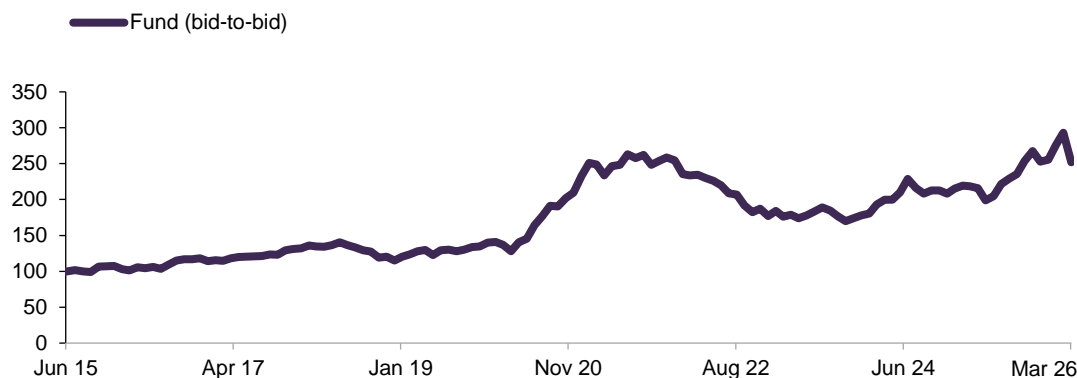
The Fund's investment in China "A" Shares listed on PRC Stock Exchanges may be made through the Stock Connects and/or any other means as may be permitted by the relevant regulations from time to time, for up to 35% of the Fund's Net Asset Value.

SFDR Classification:

Article 8 fund.

In line with its ESG methodology, the fund promotes environmental characteristics but does not commit to make environmentally sustainable investments as defined in the taxonomy regulation.

Performance (%)



	1 mth	3 mths	6 mths	1 yr	3 yrs	5 yrs	10 yrs	Sl. Ann. Ret.	Sl. Ann. Vol.
Fund (bid-to-bid)	-14.19	-1.89	-1.58	14.82	10.29	-0.11	7.33	7.22	14.84
Fund (offer-to-bid)	-18.28	-6.56	-6.27	9.36	8.51	-1.08	6.81	6.73	NA

Returns of more than 1 year are annualised. Returns are calculated on a single pricing basis in SGD with net dividends and distributions (if any) reinvested. Offer-to-bid returns include an assumed preliminary charge of 5% which may or may not be charged to investors. Past performance is not indicative of future returns.

Source: Fullerton Fund Management Company Ltd.

Inception date

25 Jun 2015

Fund size

SGD 281.85 million

Base Currency

USD

Pricing Date

31 Mar 2026

NAV*

SGD 21.19

Management fee**

Up to 1.50% p.a.

Management company^ fee**

Up to 0.04% p.a. subject to a minimum monthly fee of EUR 750.00 per Fund per month applied at the Company level

Expense Ratio**

1.68% p.a. (For financial year ended 31 Mar 2025)

Preliminary Charge**

Up to 5% of subscription amount (equivalent to a max. of 5.26315% of the Net Asset Value per share)

Dealing day

Daily

Deadline

1pm (CET); 5pm (Singapore time) on each Business Day

Bloomberg Code

FUAASGD LX

ISIN Code

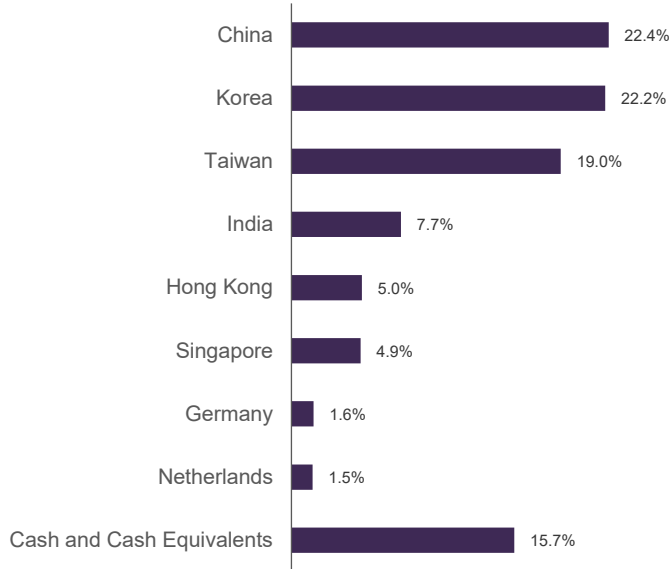
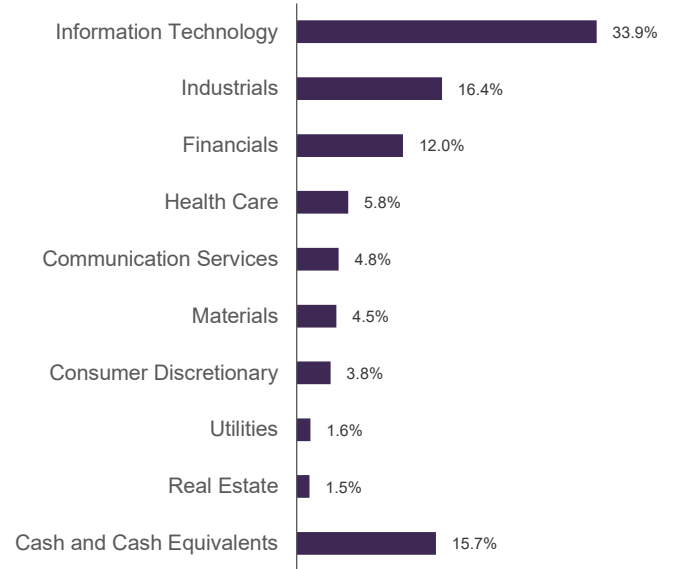
LU1242518931

The Fund is available for SRS subscription.

* Figures have been truncated to 2 decimal places. The official price is published on Fullerton's website.

** The list of cost is not exhaustive and the fund may incur other expenses. Please refer to the Prospectus/KIID for more information.

^ Management Company of the Fund is FundSight S.A.

■ Portfolio
Geographical Breakdown

Sector Breakdown

Top 5 Holdings

Taiwan Semiconductor Manufacturing Co Ltd	10.0%
Samsung Electronics Co Ltd	5.8%
Contemporary Amperex Technology Co Ltd	3.2%
Hanwha Aerospace Co Ltd	3.2%
Wuxi Biologics Cayman Inc	3.0%

Fund Characteristics

Sharpe Ratio*	0.37
Sortino Ratio*	0.59
Max Drawdown*	-37.79%
YTD Return	-1.89%

*Since Inception

Market Review

MSCI Asia ex-Japan fell 13.7% in USD terms in March, underperforming MSCI World. March's decline was driven by Information Technology, in particular Korea and Taiwan semiconductor names. South Korea's KOSPI Index and Taiwan TAIEX fell sharply, as investors raised growth concerns after the Iran War escalated.

MSCI China fell 7.7% in USD terms in March. Investor sentiment remained weak and lackluster policy support. Industrial production growth was 6.3% YoY in Jan-February, compared with 5.2% in December. Exports rose 21.8% YoY in January-February, compared with 6.6% YoY in December on ASEAN and emerging market growth. Retail sales were up 2.8% YoY in January-February, rose from 0.9% YoY in December. CPI was 1.3% YoY in February, compared to 0.2% YoY in January, while core CPI growth was 1.8% YoY.

MSCI Korea fell by 25.4% in USD terms in March, as geopolitical risks triggered a sharp sell-off. Driven by higher AI demand and strong memory pricing, Samsung Electronics and SK Hynix saw further upward earnings revision. South Korea's CPI rose to 2.2% YoY in March, from 2.0% YoY in February. Manufacturing PMI rose to 52.6 in March, from 51.1 in February, driven by strong semiconductor demand.

MSCI Taiwan fell by 12.9% in USD terms in March, as broader market volatility led to a sell-off of technology sector stocks. Taiwan economy remained strong; consumer confidence was 62.3 in March, lowered from 66.6 in Feb. Taiwan CPI was up 1.2% YoY in March, compared to 1.8% YoY in February. Industrial production rose 17.8% YoY in Feb, supported by record output in technology hardware, in particular semiconductors and AI-related electronics. Traditional industries, like machinery equipment, benefited from robust tech demand, but could see challenges from rising energy costs.

MSCI India fell 14.9% in USD terms in March. India stock market sentiment turned cautious on concerns of India's reliance of energy imports. Foreign portfolio investors were heavy net sellers of the market, in particular on financials and software services. India February CPI rose 3.2% YoY, compared to 2.7% YoY in January. Industrial production growth in February was 5.2% YoY, compared to 4.8% in January. Composite PMI was 56.5 in March, while manufacturing PMI was 53.9, both showing slowdown.

Investment Strategy

We are positive on Asia ex Japan Equities on a 12-month basis. While the Iran war has raised concerns for energy prices and economic outlook, we remain confident that Asia economies will benefit from AI-led earnings growth.

We have identified key investment themes such as artificial intelligence (AI) supply chain bottlenecks, government policy beneficiaries, and defensive sector opportunities. We expect leading companies in these respective themes to provide investment opportunities. In the technology sector, we expect well-positioned companies to capitalize on AI supply chain bottlenecks. We expect two largest economies in the region to provide meaningful policy support:

China's 15th Five-Year Plan (2026-2030) will prioritize "high-quality development", focusing on technological self-reliance, strengthening national security, upgrading industrial production and boosting consumer sectors. China's focus for technology development will likely drive investments into advanced semiconductors, artificial intelligence (AI), new materials, and communications. China will also look for direct consumer subsidies to boost domestic consumption.

India faces uncertainty with its heavy reliance of Middle East oil imports. The impact may widen, if the conflict is prolonged. Domestic flows and improving regulatory environment should be supportive for companies that can deliver growth in a low-rate environment.

We see Taiwan and Korea continue to lead the manufacturing of AI-related equipment and solutions. The shortage in the memory sector has helped both countries to see strong earnings growth. We expect both Taiwan and Korea to see continued domestic consumption growth.

We expect Asia economic growth to remain resilient. Asia countries will diversify their LNG supply-chain further, in view of current issues in the Middle East. MSCI Asia ex-Japan valuations, on a forward PE basis, has moved below its long-term average, driven by upward earnings growth expectations.

For additional information on Fullerton and its funds, please contact:

Fullerton Fund Management Company Ltd (UEN: 200312672W)

3 Fraser Street
#09-28 DUO Tower
Singapore 189352

T +65 6808 4688 | F +65 6820 6878
www.fullertonfund.com

Disclaimer: This publication is for information only and your specific investment objectives, financial situation and needs are not considered here. The value of units in the Fund (Class A) and any accruing income from the units may fall or rise. Any past performance, prediction or forecast is not indicative of future or likely performance. Any past payout yields and payments are not indicative of future payout yields and payments. Distributions (if any) may be declared at the absolute discretion of Fullerton Fund Management Company Ltd (UEN: 200312672W) ("Fullerton") and are not guaranteed. Distribution may be declared out of income and/or capital of the Fund (Class A), in accordance with the prospectus. Where distributions (if any) are declared in accordance with the prospectus, this may result in an immediate reduction of the net asset value per unit in the Fund (Class A). Applications must be made on the application form accompanying the prospectus, which can be obtained from Fullerton or its approved distributors. You should read the prospectus and seek advice from a financial adviser before investing. If you choose not to seek advice, you should consider whether the Fund (Class A) is suitable for you. The Fund (Class A) may use or invest in financial derivative instruments. Please refer to the prospectus of the Fund (Class A) for more information.

For Singapore investors:

Certain share classes of the Fund (Share Class I (USD) Acc) (the "Restricted Classes") have been entered onto the list of restricted schemes maintained by the Monetary Authority of Singapore for purpose of restricted offer in Singapore pursuant to the Securities and Futures Act, Chapter 289 of Singapore ("SFA"). The Restricted Classes are not authorised or recognized by the Monetary Authority of Singapore and these units or shares in the Fund are not allowed to be offered to the retail public. This publication is not a prospectus as defined under the SFA and accordingly, statutory liability under the SFA relating to the content of prospectuses would not apply. The offering documents or any other publication in connection with the offer of the Restricted Classes may not be distributed, whether directly or indirectly, to any person except in accordance with the restrictions and conditions under the SFA. You are required to comply with the restrictions and conditions under the SFA in relation to the offer, holding and subsequent transfer of your units or shares in the Fund.

For EU investors:

This is a marketing communication. The investment which is promoted concerns the acquisition of shares in a fund. The Fund is actively managed without reference to a benchmark. You should read the prospectus and the key investor information before making any final investment decision. A summary of investor rights can be found in English at <https://www.fundsight.com/corporate-governance/>. A copy of the prospectus and the key investor information is available in English and other languages (as applicable), and can be obtained from the registered office of the Fund or at www.fullertonfund.com. Please also refer to https://www.fullertonfund.com/literature/fullerton-lux-funds/?_sft_registered=luxembourg for the sustainability-related disclosures of the Fund. The Management Company of the Fund is FundSight S.A. ("FundSight"). Please note that FundSight may terminate the marketing arrangements of the Fund in accordance with Article 93a of Directive 2009/65/EC.

Neither MSCI nor any other party involved in or related to compiling, computing or creating the MSCI data makes any express or implied warranties or representations with respect to such data (or the results to be obtained by the use thereof), and all such parties hereby expressly disclaim all warranties of originality, accuracy, completeness, merchantability or fitness for a particular purpose with respect to any of such data. Without limiting any of the foregoing, in no event shall MSCI, any of its affiliates or any third party involved in or related to compiling, computing or creating the data have any liability for any direct, indirect, special, punitive, consequential or any other damages (including lost profits) even if notified of the possibility of such damages. No further distribution or dissemination of the MSCI data is permitted without MSCI's express written consent.

Please refer to <https://www.fullertonfund.com/use-of-third-party-data-information/> for disclaimers on use of data from third parties.

This advertisement or publication has not been reviewed by the Monetary Authority of Singapore.