

# Fullerton Lux Funds - Asia Absolute Alpha - Class A (USD) Acc

February 2026

## Investment Objective

The investment objective of the Fund is to generate long term positive return, which include both capital appreciation and income.

## Investment Focus and Approach

The Investment Manager seeks to achieve the objective of the Fund by investing primarily in, but is not limited to, equities, stock warrants, index futures, cash and cash equivalents. The investment universe will include, but is not limited to, equities and equities-related securities listed on exchanges in the Asia Pacific region, as well as equities and equities-related securities of companies which have operations in, exposure to, or derive part of their revenue from the Asia Pacific region, wherever they may be listed.

The Investment Manager may also make indirect investments in equities via participatory notes and other eligible access products (where the underlying assets would comprise equities defined above).

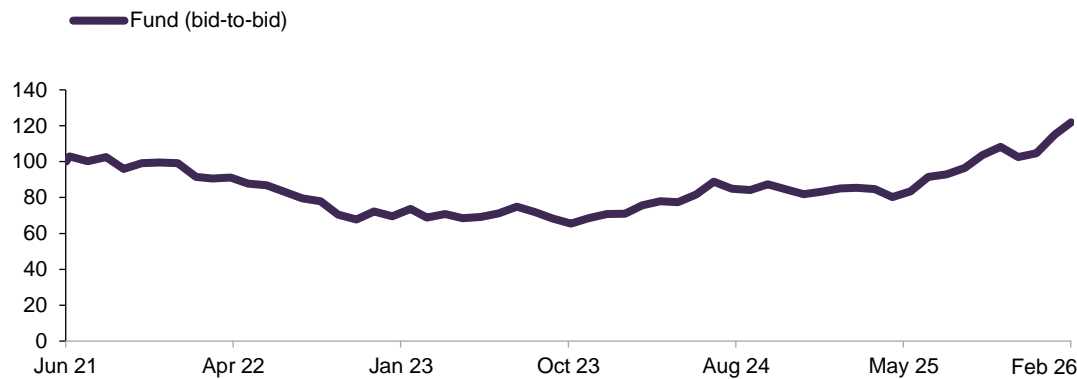
The Fund's investment in China "A" Shares listed on PRC Stock Exchanges may be made through the Stock Connects and/or any other means as may be permitted by the relevant regulations from time to time, for up to 35% of the Fund's Net Asset Value.

SFDR Classification:

Article 8 fund.

In line with its ESG methodology, the fund promotes environmental characteristics but does not commit to make environmentally sustainable investments as defined in the taxonomy regulation.

## Performance (%)



	1 mth	3 mths	6 mths	1 yr	3 yrs	Sl. Ann. Ret.	Sl. Ann. Vol.
<b>Fund (bid-to-bid)</b>	5.87	18.36	25.28	40.51	19.11	2.63	15.89
<b>Fund (offer-to-bid)</b>	0.83	12.72	19.31	33.82	17.19	1.57	NA

Returns of more than 1 year are annualised. Returns are calculated on a single pricing basis in USD with net dividends and distributions (if any) reinvested. Offer-to-bid returns include an assumed preliminary charge of 5% which may or may not be charged to investors. Past performance is not indicative of future returns.

Source: Fullerton Fund Management Company Ltd.

## Inception date

24 Jun 2021

## Fund size

USD 252.90 million

## Base Currency

USD

## Pricing Date

28 Feb 2026

## NAV\*

USD 11.29

## Management fee\*\*

Up to 1.50% p.a.

## Management company^ fee\*\*

Up to 0.04% p.a. subject to a minimum monthly fee of EUR 750.00 per Fund per month applied at the Company level

## Expense Ratio\*\*

1.67% p.a. (For financial year ended 31 Mar 2025)

## Preliminary Charge\*\*

Up to 5% of subscription amount (equivalent to a max. of 5.26315% of the Net Asset Value per share)

## Dealing day

Daily

## Deadline

1pm (CET); 5pm (Singapore time) on each Business Day

## Bloomberg Code

FUAAAAU LX

## ISIN Code

LU0979878070

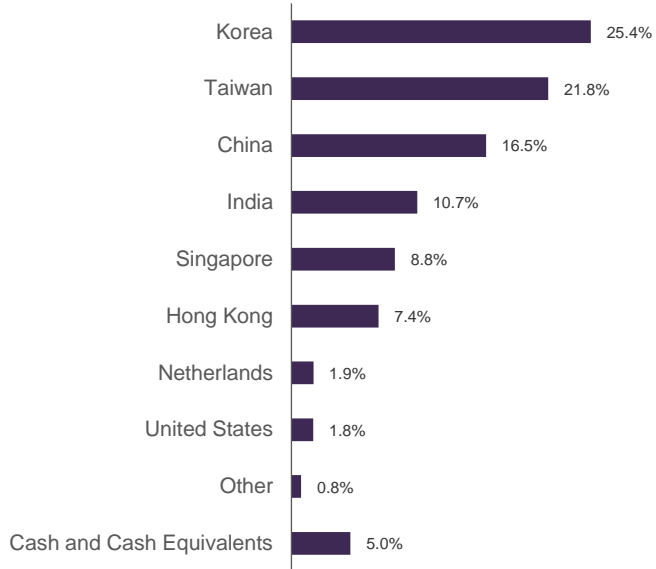
\* Figures have been truncated to 2 decimal places. The official price is published on Fullerton's website.

\*\* The list of cost is not exhaustive and the fund may incur other expenses. Please refer to the Prospectus/KIID for more information.

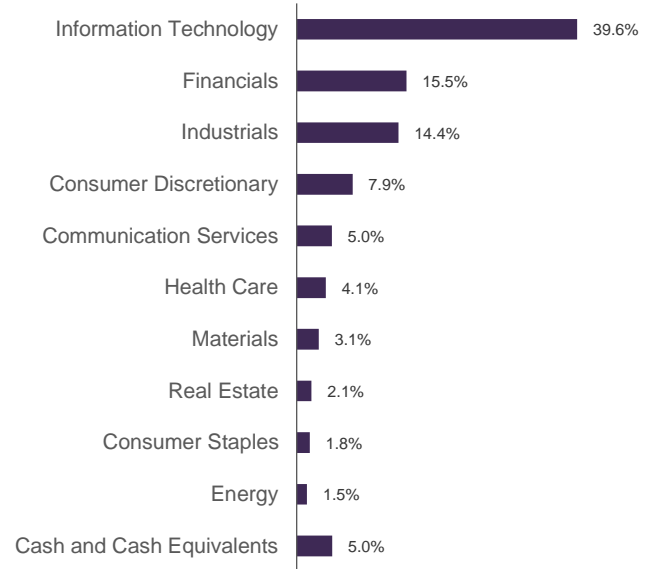
^ Management Company of the Fund is FundSight S.A.

■ Portfolio

### Geographical Breakdown



### Sector Breakdown



### Top 5 Holdings

Taiwan Semiconductor Manufacturing Co Ltd	10.0%
Samsung Electronics Co Ltd	8.8%
Alibaba Group Holding Ltd	3.9%
Shinhan Financial Group Co Ltd	3.7%
Delta Electronics Inc	3.3%

### Fund Characteristics

Sharpe Ratio*	-0.07
Sortino Ratio*	-0.15
Max Drawdown*	-38.79%
YTD Return	16.18%

\*Since Inception

## Market Review

---

MSCI Asia ex-Japan rose 5.9% in USD terms in February, outperforming MSCI World. February's performance was driven by Information Technology, in particular Korea and Taiwan semiconductor names. South Korea's KOSPI Index and Taiwan TAIEX reached new record high.

MSCI China fell 5.8% in USD terms in February. Investor sentiment remained weak and was further dampened by the possibility of new regulatory taxes on the tech industry. Industrial production growth was 5.5% YoY in January, accelerated from 5.2% in December. Exports rose 21.8% YoY in January-February, compared with 6.6% YoY in December on ASEAN and emerging market growth. Retail sales were up 1.3% YoY in January, rose from 1.1% YoY in December. CPI was 0.2% YoY in January, while core CPI growth was 1.2% YoY.

MSCI Taiwan rose by 12.8% in USD terms in February, driven by artificial intelligence related technology stocks. Taiwan economy remained strong. Taiwan's fourth-quarter 2025 GDP rose to 12.7% YoY, and consumer confidence remain at elevated level of 66.6. Taiwan CPI was up 1.8% YoY in February, compared to 0.7% YoY in January. Industrial production rose 28.5% YoY in January, driven by strong manufacturing output on technology hardware. Traditional industries also showed recovery, including basic metals and machinery equipment.

MSCI Korea rose by 22.1% in USD terms in February. The sharp gains were led by earnings revision of Samsung Electronics and SK Hynix, both benefited from stronger memory pricing and bit growth. South Korea's CPI was held steady in February, at 2.0% YoY, while manufacturing PMI was 51.1, down slightly from 51.2 in January and remained in expansion territory.

MSCI India rose 1.5% in USD terms in February. India stock market sentiment was boosted by the India-US trade agreement. Foreign portfolio investors were net buyers for the month, with focus on capital goods and financials, while concerns over the impact of AI over software services persisted. India January CPI was up 2.8% YoY. Industrial production growth in January was 4.8%, compared to 7.8% in December. Composite PMI was 60.8 in February, compared to 61.2 in January, while manufacturing PMI was 56.9 in February (from 56.5 in January).

## Investment Strategy

---

We are positive on Asia ex Japan Equities on a 12-month basis. We have identified key investment themes such as artificial intelligence (AI), domestic manufacturing, government policy beneficiaries, and change in consumption pattern and lifestyle. We expect leading companies in these respective themes to provide investment opportunities. In the technology sector, we expect well-positioned companies to capitalize on AI supply chain bottlenecks. We are concerned that the Iran conflict may lead to an energy shock, which will negatively affect energy-dependent countries in Asia.

China's 15th Five-Year Plan (2026-2030) will prioritize "high-quality development", focusing on technological self-reliance, strengthening national security, upgrading industrial production and boosting consumer sectors. China's focus for technology development will likely drive investments into advanced semiconductors, artificial intelligence (AI), new materials, and communications. China will also look for direct consumer subsidies to boost domestic consumption.

India faces uncertainty with its heavy reliance of Middle East oil imports. The impact may widen, if the Middle East conflict is prolonged. Domestic flows and improving regulatory environment should be supportive for companies that can deliver growth in a low-rate environment.

We see Taiwan and Korea continue to lead the manufacturing of AI-related equipment and solutions. The shortage in memory sector has helped both countries to see strong earnings growth. We expect Asia economic growth to remain resilient. We expect continued domestic consumption growth, driven by easing inflation, lower borrowing costs, government tax cuts, and rising incomes.

MSCI Asia ex-Japan valuations have risen to one standard deviation above its long-term average. This is supported by strong earnings growth outlook.

**For additional information on Fullerton and its funds, please contact:**

**Fullerton Fund Management Company Ltd (UEN: 200312672W)**

3 Fraser Street  
#09-28 DUO Tower  
Singapore 189352

T +65 6808 4688 | F +65 6820 6878  
[www.fullertonfund.com](http://www.fullertonfund.com)

**Disclaimer:** This publication is for information only and your specific investment objectives, financial situation and needs are not considered here. The value of units in the Fund (Class A) and any accruing income from the units may fall or rise. Any past performance, prediction or forecast is not indicative of future or likely performance. Any past payout yields and payments are not indicative of future payout yields and payments. Distributions (if any) may be declared at the absolute discretion of Fullerton Fund Management Company Ltd (UEN: 200312672W) ("Fullerton") and are not guaranteed. Distribution may be declared out of income and/or capital of the Fund (Class A), in accordance with the prospectus. Where distributions (if any) are declared in accordance with the prospectus, this may result in an immediate reduction of the net asset value per unit in the Fund (Class A). Applications must be made on the application form accompanying the prospectus, which can be obtained from Fullerton or its approved distributors. You should read the prospectus and seek advice from a financial adviser before investing. If you choose not to seek advice, you should consider whether the Fund (Class A) is suitable for you. The Fund (Class A) may use or invest in financial derivative instruments. Please refer to the prospectus of the Fund (Class A) for more information.

For Singapore investors:

Certain share classes of the Fund (Share Class I (USD) Acc) (the "Restricted Classes") have been entered onto the list of restricted schemes maintained by the Monetary Authority of Singapore for purpose of restricted offer in Singapore pursuant to the Securities and Futures Act, Chapter 289 of Singapore ("SFA"). The Restricted Classes are not authorised or recognized by the Monetary Authority of Singapore and these units or shares in the Fund are not allowed to be offered to the retail public. This publication is not a prospectus as defined under the SFA and accordingly, statutory liability under the SFA relating to the content of prospectuses would not apply. The offering documents or any other publication in connection with the offer of the Restricted Classes may not be distributed, whether directly or indirectly, to any person except in accordance with the restrictions and conditions under the SFA. You are required to comply with the restrictions and conditions under the SFA in relation to the offer, holding and subsequent transfer of your units or shares in the Fund.

For EU investors:

This is a marketing communication. The investment which is promoted concerns the acquisition of shares in a fund. The Fund is actively managed without reference to a benchmark. You should read the prospectus and the key investor information before making any final investment decision. A summary of investor rights can be found in English at <https://www.fundsight.com/corporate-governance/>. A copy of the prospectus and the key investor information is available in English and other languages (as applicable), and can be obtained from the registered office of the Fund or at [www.fullertonfund.com](http://www.fullertonfund.com). Please also refer to [https://www.fullertonfund.com/literature/fullerton-lux-funds/?\\_sft\\_registered=luxembourg](https://www.fullertonfund.com/literature/fullerton-lux-funds/?_sft_registered=luxembourg) for the sustainability-related disclosures of the Fund. The Management Company of the Fund is FundSight S.A. ("Fundsight"). Please note that FundSight may terminate the marketing arrangements of the Fund in accordance with Article 93a of Directive 2009/65/EC.

For Thailand investors:

The document has not been approved by the Securities and Exchange Commission which takes no responsibility for its contents. This document is provided for distribution in Thailand only to Institutional Investors pursuant to the relevant SEC regulations. No offer to the public to purchase the securities will be made in Thailand and this document is intended to be read by the addressee only and must not be passed to, issued to, or shown to the public generally.

Neither MSCI nor any other party involved in or related to compiling, computing or creating the MSCI data makes any express or implied warranties or representations with respect to such data (or the results to be obtained by the use thereof), and all such parties hereby expressly disclaim all warranties of originality, accuracy, completeness, merchantability or fitness for a particular purpose with respect to any of such data. Without limiting any of the foregoing, in no event shall MSCI, any of its affiliates or any third party involved in or related to compiling, computing or creating the data have any liability for any direct, indirect, special, punitive, consequential or any other damages (including lost profits) even if notified of the possibility of such damages. No further distribution or dissemination of the MSCI data is permitted without MSCI's express written consent.

Please refer to <https://www.fullertonfund.com/use-of-third-party-data-information/> for disclaimers on use of data from third parties.

This advertisement or publication has not been reviewed by the Monetary Authority of Singapore.