

Fullerton Lux Funds - Asian Bonds - Class A (SGD) Dist

July 2025

Investment Objective

The investment objective of the Fund is to generate long term capital appreciation for investors.

Investment Focus and Approach

The Investment Manager seeks to achieve the objective of the Fund by investing in fixed income or debt securities denominated primarily in USD and Asian currencies, issued by companies, governments, quasi-governments, government agencies or supranationals in the Asian region.

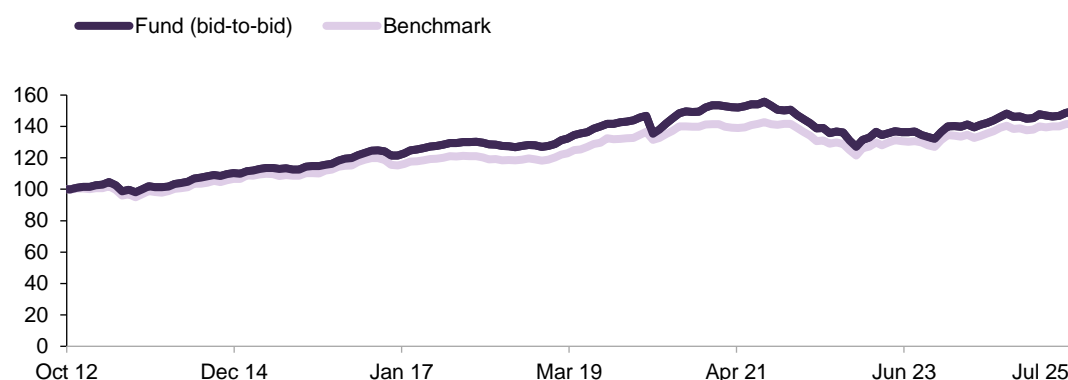
The Asian countries include but are not limited to China (including Hong Kong SAR and Taiwan), South Korea, India, Thailand, Malaysia, Singapore, Indonesia, the Philippines, Pakistan and Vietnam.

SFDR Classification:

Article 8 fund.

In line with its ESG methodology, the fund promotes environmental characteristics but does not commit to make environmentally sustainable investments as defined in the taxonomy regulation.

Performance (%)



	1 mth	3 mths	6 mths	1 yr	3 yrs	5 yrs	10 yrs	Sl. Ann. Ret.	Sl. Ann. Vol.
Fund (bid-to-bid)	0.61	1.98	2.37	2.74	1.88	-0.94	1.68	2.09	4.78
Fund (offer-to-bid)	-4.18	-2.87	-2.51	-2.15	0.24	-1.90	1.19	1.70	NA
Benchmark	0.26	1.22	2.71	3.50	2.96	0.24	2.67	2.77	4.20

Returns of more than 1 year are annualised. Returns are calculated on a single pricing basis in SGD with net dividends and distributions (if any) reinvested. Offer-to-bid returns include an assumed preliminary charge of 5% which may or may not be charged to investors. Past performance is not indicative of future returns.

Benchmark: JACI Investment Grade Total Return – SGD Hedged Index.

Source: Fullerton Fund Management Company Ltd, J.P. Morgan Securities LLC and Bloomberg.

Inception date

16 Oct 2012

Fund size

SGD 147.14 million

Base Currency

USD

Pricing Date

31 Jul 2025

NAV*

SGD 7.90

Management fee**

Up to 1.00% p.a.

Management company^ fee**

Up to 0.04% p.a. subject to a minimum monthly fee of EUR 750.00 per Fund per month applied at the Company level

Expense Ratio**

1.23% p.a. (For financial year ended 31 Mar 2025)

Preliminary Charge**

Up to 5% of subscription amount (equivalent to a max. of 5.26315% of the Net Asset Value per share)

Dealing day

Daily

Deadline

1pm (CET); 5pm (Singapore time) on each Business Day

Bloomberg Code

FASASHD LX

ISIN Code

LU0830378575

Distributions paid per unit#

Mar 2024 : SGD 0.101
Jun 2024 : SGD 0.101
Sep 2024 : SGD 0.102
Dec 2024 : SGD 0.101
Mar 2025 : SGD 0.100
Jun 2025 : SGD 0.098

The Fund is available for SRS subscription.

* Figures have been truncated to 2 decimal places. The official price is published on Fullerton's website.

** The list of cost is not exhaustive and the fund may incur other expenses. Please refer to the Prospectus/KIID for more information.

^ Management Company of the Fund is FundSight S.A.

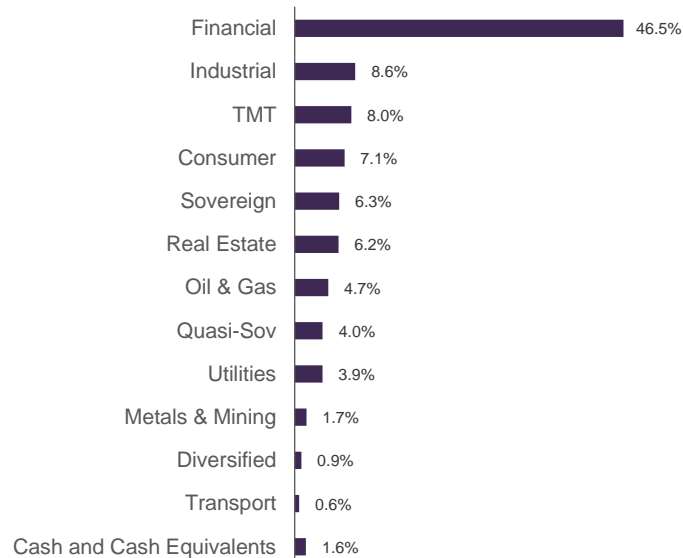
Please refer to our website for more details

■ Portfolio

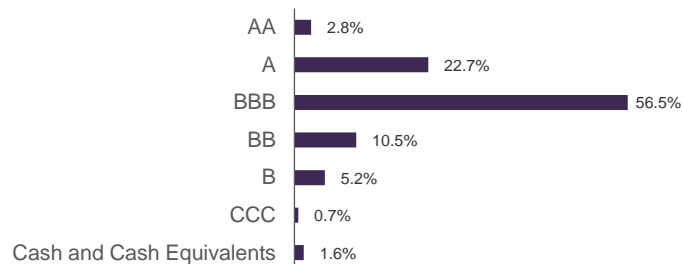
Geographical Breakdown



Sector Breakdown



Rating Breakdown



Fund Characteristics

Average coupon	5.4%
Average credit rating	BBB
Number of holdings	163
Average duration (years)	5.0
Yield to Worst	5.5%

Top 5 Holdings

Lenovo Group Ltd 6.536 Jul 2032	2.0%
Philippine Government International Bond 5.900 Feb 2050	1.7%
LG Energy Solution Ltd 5.875 Apr 2035	1.4%
Commonwealth Bank of Australia 5.837 Mar 2034	1.4%
Meiji Yasuda Life Insurance Co 6.100 Jun 2055	1.3%

Credit Rating : Where the security is not rated by external rating agencies, Fullerton's internal rating methodology will apply.

Yield to Worst (YTW): Refers to YTW in base currency. Not guaranteed. Past performance is not necessarily indicative of future performance.

Market Review

Asian USD credit markets posted positive returns in July, supported by modest spread tightening across both investment grade and high yield segments. This credit spread compression more than offset the drag from higher U.S. Treasury yields, which rose following resilient economic data and hawkish signals from the Federal Reserve. The US Federal Reserve held its policy rate steady at 4.25–4.50%, as widely expected, but Chair Powell delivered a firm message in the post-FOMC press conference, that tempered market expectations for near-term rate cuts. Against such a backdrop, the 2-year US Treasury yield rose 24bps and the 10-year climbed 15bps, closing the month near 4.4%.

High yield bonds outperformed, as spread compression played a more dominant role versus the investment grade peers. Within countries, Pakistan was the standout performer, as its long-term foreign currency debt rating was upgraded by S&P to B-from CCC+. High yield dominated countries such as Sri Lanka, and Mongolia also led in terms of returns. In contrast, the country laggards were Singapore, Korea and China. In sectors, the key leaders were high yield dominated sectors such as consumer, while investment grade dominated sectors such as financials, utilities, and infrastructure lagged.

Investment Strategy

We expect growth moderation in the second half of the year to lend support to US duration, even if inflation proves sticky. The Fed's reaction function remains asymmetrical—more responsive to signs of labour market weakness than to inflation overshoots. However, fiscal concerns and elevated Treasury supply continue to exert upward pressure on term premia, increasing the risk of a steeper US Treasury curve. Against this macro backdrop, markets are navigating an environment shaped more by volatility at the macro level than by micro-driven stress. While policy uncertainty persists, we do not yet see broad signs of financial imbalances or credit stress. Corporate balance sheets remain healthy, and banking system liquidity remains ample.

We remain constructive in the Asian credit markets, where spreads have been broadly stable. This resilience has been underpinned by supportive technicals, manageable supply, and strong investor appetite for income-generating assets. Credit fundamentals remain sound, and in our view, the current environment continues to reward carry-oriented strategies. While we do not anticipate material spread widening absent major shocks, we remain vigilant to systemic tail risks. Tight valuations warrant a selective approach, with a focus on issuers and structures offering a favourable balance of yield, liquidity, and credit stability.

From a portfolio perspective, we maintain an overweight in duration overall but remain cautious on the long end given risks around US fiscal sustainability and term premium repricing. We have taken profits on bonds that have rallied and are actively rotating into areas with stronger relative value. Sector-wise, we continue to favour financials over sovereign or quasi-sovereign risk and retain a deliberate overweight in the high-yield sector to enhance carry, supported by solid market technicals.

For additional information on Fullerton and its funds, please contact:

Fullerton Fund Management Company Ltd (UEN: 200312672W)

3 Fraser Street
#09-28 DUO Tower
Singapore 189352

T +65 6808 4688 | F +65 6820 6878
www.fullertonfund.com

Disclaimer: This publication is for information only and your specific investment objectives, financial situation and needs are not considered here. The value of units in the Fund and any accruing income from the units may fall or rise. Any past performance, prediction or forecast is not indicative of future or likely performance. Any past payout yields and payments are not indicative of future payout yields and payments. Distributions (if any) may be declared at the absolute discretion of Fullerton Fund Management Company Ltd (UEN: 200312672W) ("Fullerton") and are not guaranteed. Distribution may be declared out of income and/or capital of the Fund, in accordance with the prospectus. Where distributions (if any) are declared in accordance with the prospectus, this may result in an immediate reduction of the net asset value per unit in the Fund. Applications must be made on the application form accompanying the prospectus, which can be obtained from Fullerton or its approved distributors. You should read the prospectus and seek advice from a financial adviser before investing. If you choose not to seek advice, you should consider whether the Fund is suitable for you. The Fund may use or invest in financial derivative instruments. Please refer to the prospectus of the Fund for more information.

All information provided herein regarding JPMorgan Chase & Co. ("JPMorgan") index products (referred to herein as "Index" or "Indices"), is provided for informational purposes only and does not constitute, or form part of, an offer or solicitation for the purchase or sale of any financial instrument, or an official confirmation of any transaction, or a valuation or price for any product referencing the Indices (the "Product"). Nor should anything herein be construed as a recommendation to adopt any investment strategy or as legal, tax or accounting advice. All market prices, data and other information contained herein is believed to be reliable but JPMorgan does not warrant its completeness or accuracy. The information contained herein is subject to change without notice. Past performance is not indicative of future returns, which will vary. No one may reproduce or disseminate the information, whether in whole or in part, relating to the Indices contained herein without the prior written consent of JPMorgan.

J.P. Morgan Securities LLC (the "Index Sponsor") does not sponsor, endorse or otherwise promote any Product referencing any of the Indices. The Index Sponsor makes no representation or warranty, express or implied, regarding the advisability of investing in securities or financial products generally, or in the Product particularly, or the advisability of any of the Indices to track investment opportunities in the financial markets or otherwise achieve their objective. The Index Sponsor has no obligation or liability in connection with the administration, marketing or trading of any Product. The Index Sponsor does not warrant the completeness or accuracy or any other information furnished in connection with the Index. The Index is the exclusive property of the Index Sponsor and the Index Sponsor retains all property rights therein.

Information has been obtained from sources believed to be reliable, but J.P. Morgan does not warrant its completeness or accuracy. The Index is used with permission. The Index may not be copied, used, or distributed without J.P. Morgan's prior written approval. Copyright 2021, JPMorgan Chase & Co. All rights reserved.

The source of the JACI Investment Grade Total Return – SGD Hedged Index is J.P. Morgan Securities LLC, the Index Sponsor. Prior to 1 October 2012, the benchmark was computed by the Managers derived from JACI Investment Grade Total Return Index. The source was changed retrospectively from 8 May 2010.

For EU investors:

This is a marketing communication. The investment which is promoted concerns the acquisition of shares in a fund. The Fund is actively managed with reference to the benchmark, "JACI Investment Grade Total Return – SGD Hedged Index", for performance comparison purpose. You should read the prospectus and the key investor information before making any final investment decision. A summary of investor rights can be found in English at <https://www.fundsight.com/corporate-governance/>. A copy of the prospectus and the key investor information is available in English and other languages (as applicable), and can be obtained from the registered office of the Fund or at www.fullertonfund.com. Please also refer to https://www.fullertonfund.com/literature/fullerton-lux_funds/?_sft_registered=luxembourg for the sustainability-related disclosures of the Fund. The Management Company of the Fund is FundSight S.A. ("FundSight"). Please note that FundSight may terminate the marketing arrangements of the Fund in accordance with Article 93a of Directive 2009/65/EC.

This advertisement or publication has not been reviewed by the Monetary Authority of Singapore.