



Fullerton Lux Funds - Asian Currency Bonds - Class A (SGD) Dist

May 2025

Investment Objective

The investment objective of the Fund is to generate long term capital appreciation for investors.

Investment Focus and Approach

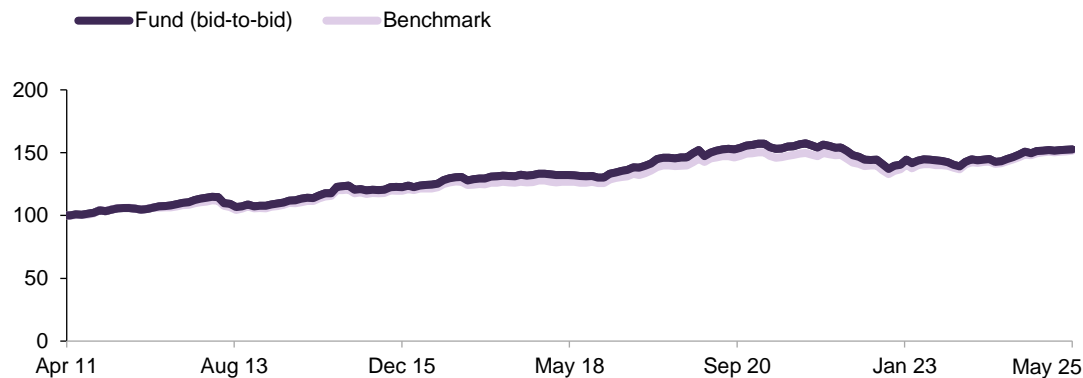
The Fund seeks to achieve its objective by investing in fixed income or debt securities, including convertibles, denominated primarily in Asian currencies and primarily issued by companies, governments, quasi-governments, government agencies or supranationals in the Asian region. These countries may include, but are not limited to China (including Hong Kong SAR and Taiwan), South Korea, India, Thailand, Malaysia, Singapore, Indonesia, the Philippines and Vietnam. The Investment Manager seeks to generate alpha through interest rate, credit and currency strategies by evaluating the relative value across markets and the outlook for credit. These views form the basis for formulating their duration, bond market allocation, currency and credit strategies. The Fund will be permitted to invest in fixed income or debt securities which are unrated or rated non-investment grade.

SFDR Classification:

Article 8 fund.

In line with its ESG methodology, the fund promotes environmental characteristics but does not commit to make environmentally sustainable investments as defined in the taxonomy regulation.

Performance (%)



	1 mth	3 mths	6 mths	1 yr	3 yrs	5 yrs	10 yrs	Sl. Ann. Ret.	Sl. Ann. Vol.
Fund (bid-to-bid)	0.00	0.30	0.26	5.26	0.18	-1.00	1.20	1.92	3.98
Fund (offer-to-bid)	-4.76	-4.48	-4.51	0.25	-1.44	-1.97	0.71	1.57	NA
Benchmark	0.39	0.93	1.35	7.03	2.41	0.74	2.51	2.99	3.78

Returns of more than 1 year are annualised.

Returns are calculated on a single pricing basis in SGD with net dividends and distributions (if any) reinvested. Offer-to-bid returns include an assumed preliminary charge of 5% which may or may not be charged to investors. Past performance is not indicative of future returns.

Benchmark: Markit iBoxx ALBI Index

With effect from 1 May 2016, the benchmark has been changed to Markit iBoxx ALBI Index. Prior to 1 May 2016, the index was HSBC Asian Local Bond Index.

Source: Fullerton Fund Management Company Ltd and Markit.

Inception date

15 Apr 2011

Fund size

SGD 63.92 million

Base Currency

USD

Pricing Date

31 May 2025

NAV*

SGD 8.92

Management fee**

Up to 1.00% p.a.

Management company^ fee**

Up to 0.04% p.a. subject to a minimum monthly fee of EUR 750.00 per Fund per month applied at the Company level

Expense Ratio**

1.30%p.a. (For financial year ended 31 Mar 2024)

Preliminary Charge**

Up to 5% of subscription amount (equivalent to a max. of 5.26315% of the Net Asset Value per share)

Dealing day

Daily

Deadline

1pm (CET); 5pm (Singapore time) on each Business Day

Bloomberg Code

ACBASGD LX

ISIN Code

LU0543882921

Distributions paid per unit#

Sep 2023 : SGD 0.150
Mar 2024 : SGD 0.158
Sep 2024 : SGD 0.159
Mar 2025 : SGD 0.157

The Fund is available for SRS subscription.

* Figures have been truncated to 2 decimal places. The official price is published on Fullerton's website.

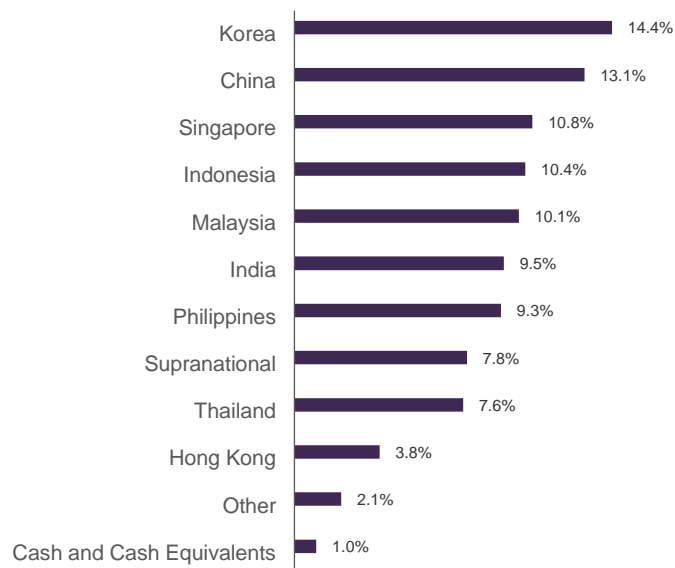
** The list of cost is not exhaustive and the fund may incur other expenses. Please refer to the Prospectus/KIID for more information.

^ Management Company of the Fund is Lemanik Asset Management S.A.

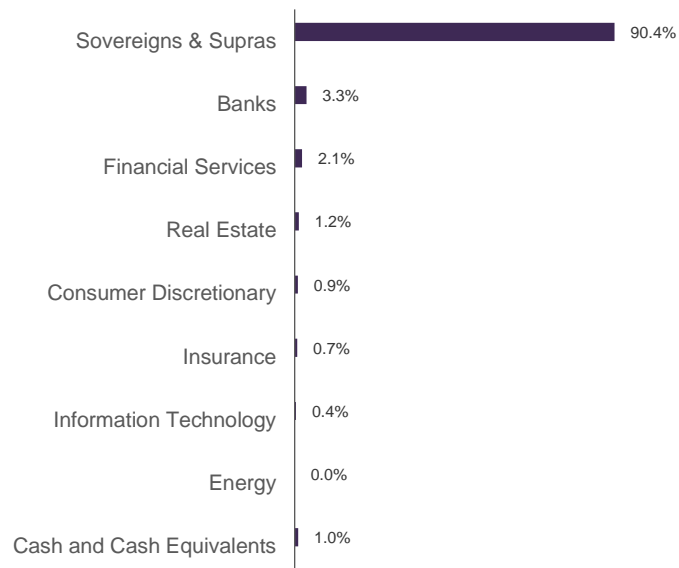
Please refer to our website for more details

■ Portfolio

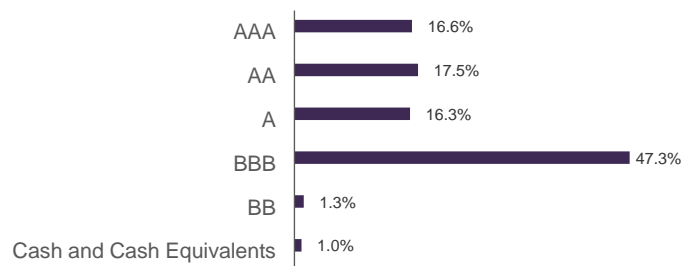
Geographical Breakdown



Sector Breakdown



Rating Breakdown



Fund Characteristics

Average duration (years)	8.1
Yield to Worst	4.4%

Top 5 Holdings

International Bank for Reconstruction & Development 6.500 Apr 2030	3.8%
Philippine Government International Bond 6.250 Jan 2036	3.3%
China Development Bank 1.850 Jul 2029	3.1%
Inter-American Development Bank 7.050 Apr 2029	3.0%
Korea Treasury Bond 3.500 Sep 2028	2.7%

Credit Rating : Where the security is not rated by external rating agencies, Fullerton's internal rating methodology will apply.

Yield to Worst (YTW): Refers to YTW in base currency. Not guaranteed. Past performance is not necessarily indicative of future performance.

Market Review

Global fixed income markets in May were heavily shaped by developments in the United States. Hopes of easing trade tensions lifted sentiment after the U.S. reached a trade framework with the UK and made significant concessions to China to advance negotiations. Meanwhile, political attention remained centered on the proposed "One Big Beautiful Bill," a broad fiscal package with implications for U.S. budget deficits. The Federal Reserve left its policy rate unchanged at 4.25–4.50%, with Chair Powell maintaining a hawkish tone despite acknowledging employment risks. U.S. Treasury yields rose across the curve on strong early-month activity data, with the 10-year yield peaking above 4.50% before retreating to close May at 4.4%, due to softer macroeconomic prints.

In Asia, local currency bond markets performed well, as reflected by a 1.5% gain in the iBoxx Asian Local Bond Index (ALBI) in unhedged USD terms. The gain was supported by both local duration performance and broad currency appreciation against the U.S. dollar. Most Asian local currency bond markets posted positive returns, led by Hong Kong, while onshore Chinese RMB and Korean bonds were notable outliers and declined in value. Regional monetary policy remained supportive, with several central banks continuing to ease policy in response to softening growth and persistent trade-related uncertainty. The People's Bank of China announced a comprehensive stimulus package, including a RRR cut and targeted rate reductions. The Bank of Korea lowered rates by 25bps and downgraded its GDP outlook, while Bank Indonesia also cut rates amid a second consecutive downward revision to 2025 growth expectations. In contrast, Bank Negara Malaysia held policy rates steady, citing resilient domestic demand. In FX markets, most Asian currencies appreciated against the U.S. dollar—led by the Korean won, Thai baht, and Indonesian rupiah—while the Indian rupee was the primary laggard and depreciated versus the US dollar.

Asian credit markets delivered modestly positive returns in May despite upward pressure on U.S. yields. Credit spreads broadly tightened, supported by improved risk sentiment following signs of a temporary tariff truce. High yield outperformed investment-grade credits, driven by stronger spread compression, particularly in higher-beta names.

Investment Strategy

The global macro environment in 2025 is set to be shaped by the spillover effects of U.S. trade policy. The economic drag from U.S. tariff uncertainty is expected to become more visible in the hard data from mid-year onwards. The initial production front-loading by firms ahead of tariff implementation is likely to reverse, leading to softness in global industrial activity further out. The depth of the downturn will hinge on how the trade conflict unfolds and whether policy responses can buffer the fallout.

In the U.S., this evolving macro backdrop presents a particularly complex inflation-growth mix. Inflation is expected to rise due to tariff-related cost pass-throughs, while growth is expected to slow as business investment and consumer sentiment weaken. The Federal Reserve is likely to remain data dependent, awaiting clearer evidence of economic strain before initiating rate cuts. That said, its reaction function appears asymmetrical—more attuned to labour market weakness than to inflation overshoots. Meanwhile, other developed and emerging markets are likely to pursue more aggressive monetary easing, given their relative insulation from tariff-induced inflation and exposure to disinflationary forces – such as soft energy prices and China's export-driven price compression.

Likewise, we expect Asia's policy landscape to remain accommodative in 2025, with most central banks continuing to ease amid benign inflation, and growing downside risks to growth. The extent of rate cuts will vary, with Malaysia likely delivering fewer due to a shallower tightening cycle earlier. Further easing remains possible, especially if global trade tensions escalate or a weak USD keeps financial conditions supportive.

China retains significant policy room to manage downside risks. Should external demand falter further, authorities are expected to deploy targeted fiscal stimulus (focused on consumption and infrastructure), as well as monetary easing, including RRR cuts and modest rate reductions.

In the FX space, the U.S. dollar could remain on a weakening path, driven by fiscal sustainability concerns, and de-dollarisation trends as global investors seek diversification. Critically, the USD is behaving less consistently as a haven asset. Market reactions to geopolitical and macro shocks no longer uniformly translate to USD strength, reflecting a structural shift in investor behaviour. Asia stands to benefit from a weaker USD. We focus on relative valuations—within the region, with selective positioning in high-yielding or undervalued currencies—such as the INR, PHP and MYR—versus low-beta currencies like the RMB, THB and SGD.

For additional information on Fullerton and its funds, please contact:

Fullerton Fund Management Company Ltd (UEN: 200312672W)

3 Fraser Street
#09-28 DUO Tower
Singapore 189352

T +65 6808 4688 | F +65 6820 6878
www.fullertonfund.com

Disclaimer: This publication is for information only and your specific investment objectives, financial situation and needs are not considered here. The value of units in the Fund and any accruing income from the units may fall or rise. Any past performance, prediction or forecast is not indicative of future or likely performance. Any past payout yields and payments are not indicative of future payout yields and payments. Distributions (if any) may be declared at the absolute discretion of Fullerton Fund Management Company Ltd (UEN: 200312672W) ("Fullerton") and are not guaranteed. Distribution may be declared out of income and/or capital of the Fund, in accordance with the prospectus. Where distributions (if any) are declared in accordance with the prospectus, this may result in an immediate reduction of the net asset value per unit in the Fund. Applications must be made on the application form accompanying the prospectus, which can be obtained from Fullerton or its approved distributors. You should read the prospectus and seek advice from a financial adviser before investing. If you choose not to seek advice, you should consider whether the Fund is suitable for you. The Fund may use or invest in financial derivative instruments. Please refer to the prospectus of the Fund for more information.

All information provided herein regarding JPMorgan Chase & Co. ("JPMorgan") index products (referred to herein as "Index" or "Indices"), is provided for informational purposes only and does not constitute, or form part of, an offer or solicitation for the purchase or sale of any financial instrument, or an official confirmation of any transaction, or a valuation or price for any product referencing the Indices (the "Product"). Nor should anything herein be construed as a recommendation to adopt any investment strategy or as legal, tax or accounting advice. All market prices, data and other information contained herein is believed to be reliable but JPMorgan does not warrant its completeness or accuracy. The information contained herein is subject to change without notice. Past performance is not indicative of future returns, which will vary. No one may reproduce or disseminate the information, whether in whole or in part, relating to the Indices contained herein without the prior written consent of JPMorgan.

J.P. Morgan Securities LLC (the "Index Sponsor") does not sponsor, endorse or otherwise promote any Product referencing any of the Indices. The Index Sponsor makes no representation or warranty, express or implied, regarding the advisability of investing in securities or financial products generally, or in the Product particularly, or the advisability of any of the Indices to track investment opportunities in the financial markets or otherwise achieve their objective. The Index Sponsor has no obligation or liability in connection with the administration, marketing or trading of any Product. The Index Sponsor does not warrant the completeness or accuracy or any other information furnished in connection with the Index. The Index is the exclusive property of the Index Sponsor and the Index Sponsor retains all property rights therein.

Information has been obtained from sources believed to be reliable, but J.P. Morgan does not warrant its completeness or accuracy. The Index is used with permission. The Index may not be copied, used, or distributed without J.P. Morgan's prior written approval. Copyright 2021, JPMorgan Chase & Co. All rights reserved.

For EU investors:

This is a marketing communication. The investment which is promoted concerns the acquisition of shares in a fund. The Fund is actively managed with reference to the benchmark, "Markit iBoxx ALBI Index", for performance comparison purpose. You should read the prospectus and the key investor information before making any final investment decision. A summary of investor rights can be found in English at <https://www.lemanikgroup.com/governance-asset-management/>. A copy of the prospectus and the key investor information is available in English and other languages (as applicable), and can be obtained from the registered office of the Fund or at www.fullertonfund.com. Please also refer to https://www.fullertonfund.com/literature/fullerton-lux_funds/?_sft_registered=luxembourg for the sustainability-related disclosures of the Fund. The Management Company of the Fund is Lemanik Asset Management S.A. ("Lemanik"). Please note that Lemanik may terminate the marketing arrangements of the Fund in accordance with Article 93a of Directive 2009/65/EC.

This advertisement or publication has not been reviewed by the Monetary Authority of Singapore.