

# Fullerton Lux Funds - Asian Investment Grade Bonds - Class I (USD) Acc

March 2026

## Investment Objective

The investment objective of the Fund is to generate long term capital appreciation for investors.

## Investment Focus and Approach

The Investment Manager seeks to achieve the objective of the Fund by investing in fixed income or debt securities denominated primarily in USD and primarily issued by companies, governments, quasi-governments, government agencies or supranationals in the Asian region.

The fixed income or debt securities shall primarily be investment grade with a minimum issue credit rating of BBB- by Standard & Poor's, or Baa3 by Moody's or BBB- by Fitch (or their respective equivalents). The Fund may also invest in unrated bonds. Unrated bonds will be subject to the Investment Manager's internal rating process and shall have credit quality similar to bonds that are rated minimum BBB- by Standard & Poor's, or Baa3 by Moody's or BBB- by Fitch. The Fund may also invest (i) up to 15% of the Fund's Net Asset Value in contingent convertible securities (including perpetual contingent convertible securities) and/or (ii) up to 15% of the Fund's Net Asset Value in perpetual bonds (excluding perpetual contingent convertible securities).

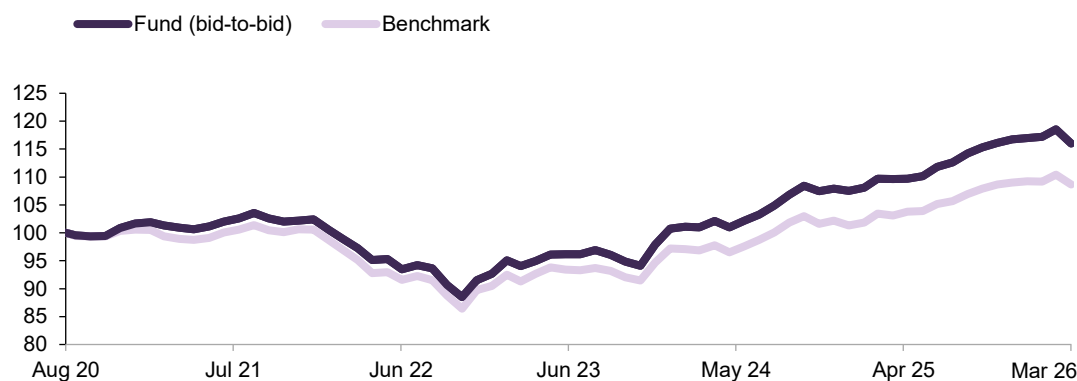
The Fund's investment in onshore RMB (CNY) bonds may include bonds traded in both the CIBM and PRC Stock Exchanges, made through QFI, Bond Connect, direct CIBM program, and/or any other means as may be permitted by the relevant regulations from time to time, for up to 10% of the Fund's Net Asset Value. The Asian countries may include but are not limited to China (including Hong Kong SAR and Taiwan), South Korea, India, Thailand, Malaysia, Singapore, Indonesia, the Philippines, Pakistan and Vietnam.

## SFDR Classification:

Article 8 fund.

The Fund promotes ESG characteristics within the meaning of article 8 of the SFDR and integrates ESG and sustainability risks in the investment process.

## Performance (%)



	1 mth	3 mths	6 mths	1 yr	3 yrs	5 yrs	Sl. Ann. Ret.	Sl. Ann. Vol.
<b>Fund (bid-to-bid)</b>	-2.17	-0.93	0.41	5.36	6.45	2.39	2.23	4.61
<b>Fund (offer-to-bid)</b>	-6.83	-5.65	-4.37	0.34	4.73	1.40	1.35	NA
<b>Benchmark</b>	-1.57	-0.51	0.71	5.41	5.45	1.90	1.49	4.54

Returns of more than 1 year are annualised. Returns are calculated on a single pricing basis in USD with net dividends and distributions (if any) reinvested. Offer-to-bid returns include an assumed preliminary charge of 5% which may or may not be charged to investors. Past performance is not indicative of future returns.

Benchmark: JACI Investment Grade Total Return Index.

Source: Fullerton Fund Management Company Ltd, J.P. Morgan Securities LLC and Bloomberg.

## Inception date

11 Aug 2020

## Fund size

USD 225.07 million

## Base Currency

USD

## Pricing Date

31 Mar 2026

## NAV\*

USD 11.32

## Management fee\*\*

Up to 0.35% p.a.

## Management company^ fee\*\*

Up to 0.04% p.a. subject to a minimum monthly fee of EUR 750.00 per Fund per month applied at the Company level

## Expense Ratio\*\*

0.48% p.a. (For financial year ended 31 Mar 2025)

## Preliminary Charge\*\*

Up to 5% of subscription amount (equivalent to a max. of 5.26315% of the Net Asset Value per share)

## Dealing day

Daily

## Deadline

1pm (CET); 5pm (Singapore time) on each Business Day

## Bloomberg Code

FUAIGU LX

## ISIN Code

LU2147384908

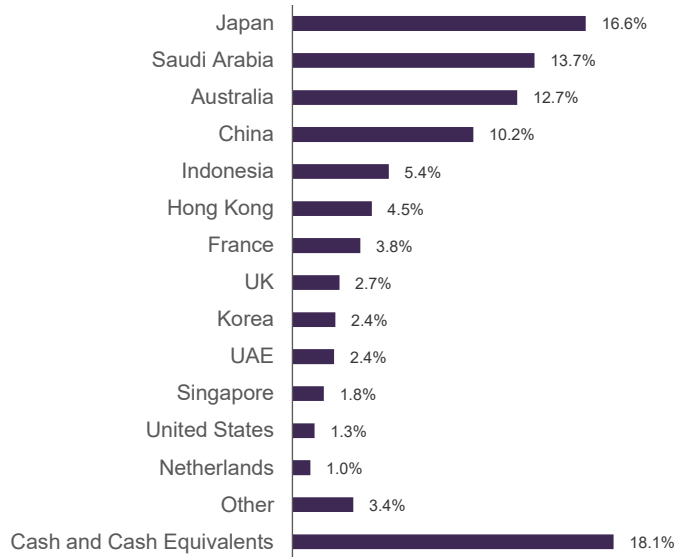
\* Figures have been truncated to 2 decimal places. The official price is published on Fullerton's website.

\*\* The list of cost is not exhaustive and the fund may incur other expenses. Please refer to the Prospectus/KIID for more information.

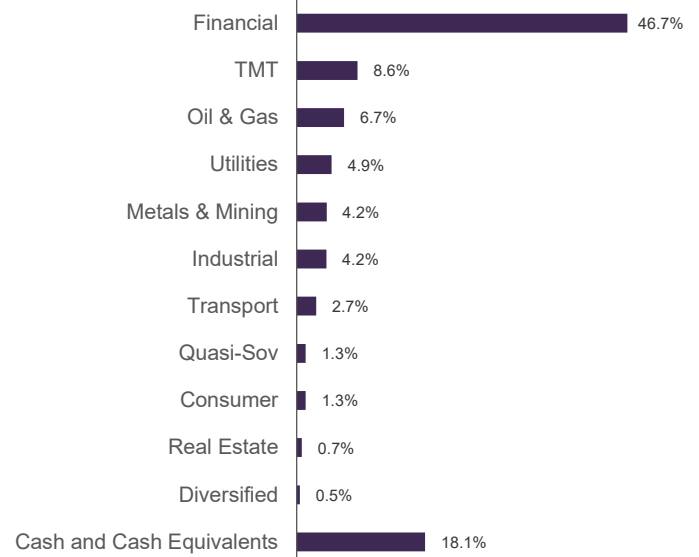
^ Management Company of the Fund is FundSight S.A.

■ Portfolio

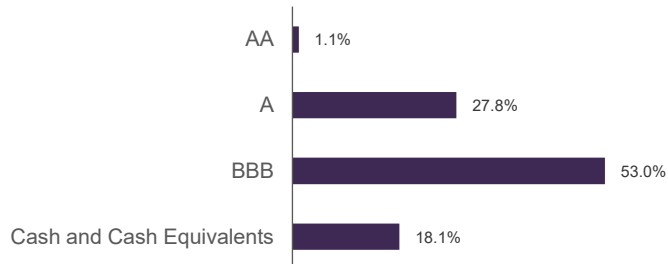
**Geographical Breakdown**



**Sector Breakdown**



**Rating Breakdown**



**Fund Characteristics**

Average coupon	4.5%
Average credit rating	A
Number of holdings	80
Average duration (years)	4.4
Yield to Worst	5.2%

**Top 5 Holdings**

United States Treasury Bill Apr 2026	17.5%
Meiji Yasuda Life Insurance Co 6.100 Jun 2055	3.0%
SNB Funding Ltd 6.000 Jun 2035	3.0%
Dai-ichi Life Insurance Co Ltd 6.200 PERP	2.7%
Credit Agricole SA 6.447 Feb 2041	2.7%

Credit Rating : Where the security is not rated by external rating agencies, Fullerton's internal rating methodology will apply.

Yield to Worst (YTW): Refers to YTW in base currency. Not guaranteed. Past performance is not necessarily indicative of future performance.

## Market Review

---

Bond markets in March were dominated by a sharp repricing of inflation risks following the escalation of the US–Israel–Iran conflict, which drove a surge in oil prices and brought stagflation concerns to the forefront. Central bank expectations shifted materially, with markets scaling back prior expectations of rate cuts and, in some cases, repricing towards a more hawkish path. Against this backdrop, US Treasury yields moved significantly higher, with the 10-year yield rising by around 38bps over the month to approximately 4.3%.

Asian credit markets, as represented by the JPM Morgan Asian Credit Index in USD, delivered negative returns over the month, driven primarily by adverse duration-related returns as US Treasury yields moved higher. While coupon income provided some offset, both UST returns and spread returns detracted, with the former being the dominant driver. Within the index, investment grade proved relatively more resilient, with more contained spread widening, while the high yield segment underperformed due to significantly wider spreads.

At the country level, the top performers included Korea, Singapore and China, where returns were comparatively more resilient as tighter or only modestly wider spreads helped cushion the negative impact from higher US Treasury yields. In contrast, the weakest performers were Sri Lanka, Pakistan, Indonesia, and the Philippines where returns were driven sharply lower by significant spread widening, which compounded the drag from negative duration-related returns. Across sectors, a similar pattern was evident, with all sectors impacted by the rise in US Treasury yields, but with varying degrees of spread contribution. Financials, Diversified and Infrastructure were among the better-performing sectors, supported by relatively contained spread widening. In contrast, Real Estate, Oil & Gas and Consumer sectors underperformed, weighed down by more pronounced spread widening.

## Investment Strategy

---

Markets have softened amid rising geopolitical uncertainty, particularly around the Middle East, although credit has remained relatively resilient overall. The key uncertainty lies in the duration of the conflict, as a prolonged disruption could lift inflation expectations through higher energy prices, while also increasing the risk of demand destruction, ultimately weighing on growth. This creates a more nuanced macro-economic backdrop, where the balance between inflation pressures and growth risks is likely to drive market direction.

From a portfolio perspective, we remain focused on capital preservation while retaining flexibility to respond to evolving conditions. Duration has been lowered and is positioned as an underweight to the benchmark, to reduce interest rate volatility. Liquidity has been increased: cash and equivalents, including T-bills, have been raised providing both a buffer in volatile markets and dry powder to deploy when opportunities arise.

Credit wise, our Middle East holdings are concentrated in sovereigns, quasi-sovereigns and financials, with the latter benefiting from strong government linkages and support. Beyond the Middle East, we are also closely monitoring the broader impact on supply chains and energy markets, as any prolonged disruption could affect issuers across regions and sectors. Our credit analysts are actively stress-testing names that may be more vulnerable in a prolonged scenario, with a focus on funding needs and liquidity profiles.

Overall, the portfolio remains well diversified across countries, sectors and issuers, and we maintain a defensive but nimble stance, focused on preserving capital while remaining ready to deploy risk selectively as opportunities arise.

**For additional information on Fullerton and its funds, please contact:**

**Fullerton Fund Management Company Ltd (UEN: 200312672W)**

3 Fraser Street  
#09-28 DUO Tower  
Singapore 189352

T +65 6808 4688 | F +65 6820 6878  
[www.fullertonfund.com](http://www.fullertonfund.com)

**Disclaimer:** This publication is for information only and your specific investment objectives, financial situation and needs are not considered here. The value of units in the Fund and any accruing income from the units may fall or rise. Any past performance, prediction or forecast is not indicative of future or likely performance. Any past payout yields and payments are not indicative of future payout yields and payments. Distributions (if any) may be declared at the absolute discretion of Fullerton Fund Management Company Ltd (UEN: 200312672W) ("Fullerton") and are not guaranteed. Distribution may be declared out of income and/or capital of the Fund, in accordance with the prospectus. Where distributions (if any) are declared in accordance with the prospectus, this may result in an immediate reduction of the net asset value per unit in the Fund. Applications must be made on the application form accompanying the prospectus, which can be obtained from Fullerton or its approved distributors. You should read the prospectus and seek advice from a financial adviser before investing. If you choose not to seek advice, you should consider whether the Fund is suitable for you. The Fund may use or invest in financial derivative instruments. Please refer to the prospectus of the Fund for more information.

For EU investors:

This is a marketing communication. The investment which is promoted concerns the acquisition of shares in a fund. The Fund is actively managed with reference to the benchmark, "JACI Investment Grade Total Return Index", for performance comparison purpose. You should read the prospectus and the key investor information before making any final investment decision. A summary of investor rights can be found in English at <https://www.fundsight.com/corporate-governance/>. A copy of the prospectus and the key investor information is available in English and other languages (as applicable), and can be obtained from the registered office of the Fund or at [www.fullertonfund.com](http://www.fullertonfund.com). Please also refer to [https://www.fullertonfund.com/literature/fullerton-lux\\_funds/?\\_sft\\_registered=luxembourg](https://www.fullertonfund.com/literature/fullerton-lux_funds/?_sft_registered=luxembourg) for the sustainability-related disclosures of the Fund. The Management Company of the Fund is FundSight S.A. ("Fundsight"). Please note that FundSight may terminate the marketing arrangements of the Fund in accordance with Article 93a of Directive 2009/65/EC.

Please refer to <https://www.fullertonfund.com/use-of-third-party-data-information/> for disclaimers on use of data from third parties.

This advertisement or publication has not been reviewed by the Monetary Authority of Singapore.