

# Fullerton Lux Funds - Global Focus Equities Class A (SGD)

April 2026

Acc

## Investment Objective

The investment objective of the Fund is to achieve competitive risk adjusted returns on a relative basis.

## Investment Focus and Approach

The Manager seeks to achieve the objective of the Fund by investing primarily in equities, preferred shares, stock warrants, convertibles, cash and cash equivalents. The investment universe will include, but is not limited to, equities and equities-related securities listed on exchanges globally.

The Fund's investment in China "A" Shares listed on PRC Stock Exchanges may be made through the Stock Connects and/or any other means as may be permitted by the relevant regulations from time to time, for up to 35% of the Fund's Net Asset Value.

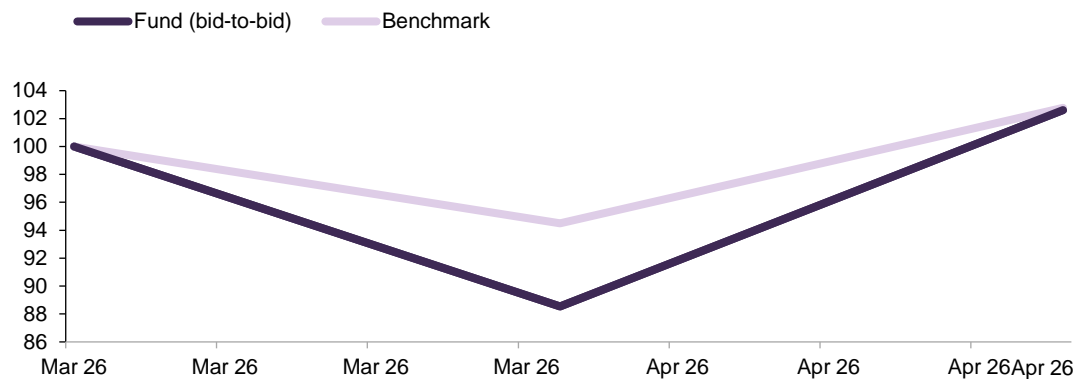
The Manager may also make indirect investments in equities via other eligible access products (where the underlying assets would comprise equities defined above). The Fund may invest in money market instruments, money market funds, term deposits, bank deposits and other eligible liquid assets for treasury purposes and in case of unfavourable market conditions.

SFDR Classification:

Article 8 fund.

In line with its ESG methodology, the fund promotes environmental characteristics but does not commit to make environmentally sustainable investments as defined in the taxonomy regulation.

## Performance (%)



	1 mth	Sl. Ret.
<b>Fund (bid-to-bid)</b>	15.73	2.32
<b>Fund (offer-to-bid)</b>	10.22	-2.55
<b>Benchmark</b>	8.76	2.77

Returns of more than 1 year are annualised. Returns are calculated on a single pricing basis in SGD with net dividends and distributions (if any) reinvested. Offer-to-bid returns include an assumed preliminary charge of 5% which may or may not be charged to investors. Past performance is not indicative of future returns.

Benchmark: MSCI All Country World Index Net

Source: Fullerton Fund Management Company Ltd and MSCI Inc.

## Inception date

02 Mar 2026

## Fund size

SGD 156.16 million

## Base Currency

USD

## Pricing Date

30 Apr 2026

## NAV\*

SGD 10.23

## Management fee\*\*

Up to 1.50% p.a.

## Management company^ fee\*\*

Up to 0.04% p.a. subject to a minimum monthly fee of EUR 750.00 per Fund per month applied at the Company level

## Preliminary Charge\*\*

Up to 5% of subscription amount (equivalent to a max. of 5.26315% of the Net Asset Value per share)

## Dealing day

Daily

## Deadline

1pm (CET); 5pm (Singapore time) on each Business Day

## Bloomberg Code

FLAEASA LX

## ISIN Code

LU3261891629

The Fund is available for SRS subscription.

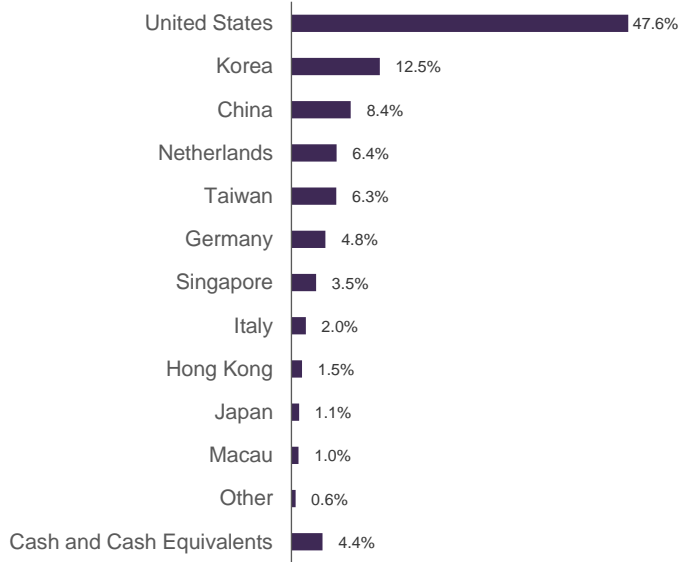
\* Figures have been truncated to 2 decimal places. The official price is published on Fullerton's website.

\*\* The list of cost is not exhaustive and the fund may incur other expenses. Please refer to the Prospectus/KIID for more information.

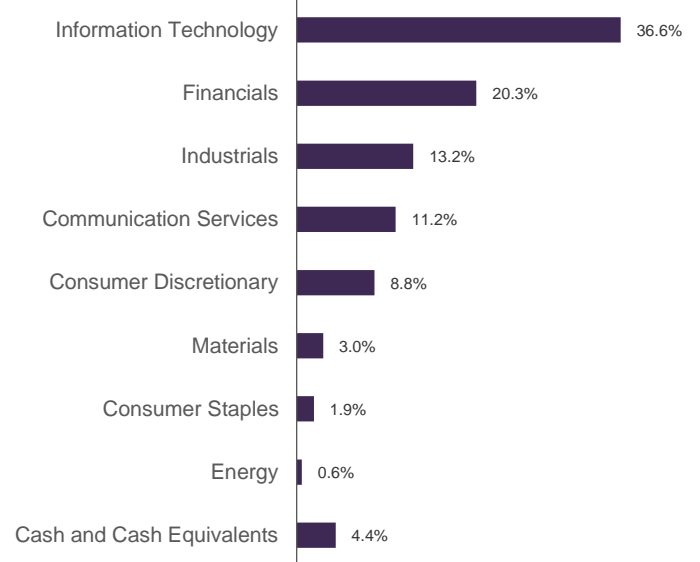
^ Management Company of the Fund is FundSight S.A.

■ Portfolio

**Geographical Breakdown**



**Sector Breakdown**



**Top 5 Holdings**

Alphabet Inc	10.2%
Samsung Electronics Co Ltd	5.7%
Amazon.com Inc	5.6%
Apple Inc	5.5%
NVIDIA Corp	4.9%

## Market Review

---

Global equity markets rose in April, with MSCI All Country World Index up 10.2%. Best performing region was United States (+10.2%), South Korea (+38.3%), and Taiwan (+26.2%), while Indonesia (-6.8%), Saudi Arabia (-0.6%), and Peru (-4.9%) were bottom performers. From a sector perspective, best performing sectors were Technology (+19.5%), Financials (+7.5%) and Communications (+14.3%), while worst performing sectors were Energy (-1.2%), Healthcare (0.0%), and Utilities (3.7%).

In the US, the Federal Reserve held interest rates steady, as expectation build for a longer pause in the easing cycle following the outbreak of Iran war. The US labour market remained resilient, adding 115,000 jobs. US unemployment rate held steady at 4.3% in April. Geopolitical tensions and concerns over energy costs remained in focus. US private credit default rate climbed to 5.7% in April, as measured by Fitch Private Credit Default Rate (PCDR), up from 5.4% in March.

The Eurozone economy entered a contraction phase in April due to rising costs. The S&P Global Eurozone Composite PMI was 48.6 in April, from 50.7 in March, below the 50.0 growth threshold for the first time in 16 months. Eurozone Manufacturing PMI was 52.2 in April, up from 51.6 in March, while Services PMI fell to 47.4. The ECB maintained its 2026 inflation forecast of 2.6%. German Economy Ministry officially halved its own government forecast to 0.5% and advanced its infrastructure fund proposal with a dedicated defense package. In Italy, growth remain muted due to higher energy prices and weaker household confidence.

## Investment Strategy

---

We are bullish on global equities. Artificial intelligence (AI) technology continues to leap frog and the adoption of AI is proliferating across various industries. The surge in computing demand results in bottlenecks, creating investment opportunities. Despite higher energy costs, we see strong earnings growth forecasts, as oil is becoming less of a critical commodity than before. In this era of realpolitik, we focus on national security themes, such as technology, industrials, defense, commodity, and basic materials sectors.

In the US, while the ongoing Middle East conflict is driving higher energy prices and is raising inflation concerns, we believe capital investments into the industrial and manufacturing sectors should bode well for leading companies with strong market positions. We are positive on China's investment in the technology and AI sector, as China is determined to achieve AI self-sufficiency. China's renewable energy solution will also capitalize the demand surge from the Iran war.

**For additional information on Fullerton and its funds, please contact:**

**Fullerton Fund Management Company Ltd (UEN: 200312672W)**

3 Fraser Street  
#09-28 DUO Tower  
Singapore 189352

T +65 6808 4688 | F +65 6820 6878  
[www.fullertonfund.com](http://www.fullertonfund.com)

**Disclaimer:** This publication is for information only and your specific investment objectives, financial situation and needs are not considered here. The value of units in the Fund and any accruing income from the units may fall or rise. Any past performance, prediction or forecast is not indicative of future or likely performance. Any past payout yields and payments are not indicative of future payout yields and payments. Distributions (if any) may be declared at the absolute discretion of Fullerton Fund Management Company Ltd (UEN: 200312672W) ("Fullerton") and are not guaranteed. Distribution may be declared out of income and/or capital of the Fund, in accordance with the prospectus. Where distributions (if any) are declared in accordance with the prospectus, this may result in an immediate reduction of the net asset value per unit in the Fund. Applications must be made on the application form accompanying the prospectus, which can be obtained from Fullerton or its approved distributors. You should read the prospectus and seek advice from a financial adviser before investing. If you choose not to seek advice, you should consider whether the Fund is suitable for you. The Fund may use or invest in financial derivative instruments. Please refer to the prospectus of the Fund for more information.

For EU investors:

This is a marketing communication. The investment which is promoted concerns the acquisition of shares in a fund. The Fund is actively managed without reference to a benchmark. You should read the prospectus and the key investor information before making any final investment decision. A summary of investor rights can be found in English at <https://www.fundsight.com/corporate-governance/>. A copy of the prospectus and the key investor information is available in English and other languages (as applicable), and can be obtained from the registered office of the Fund or at [www.fullertonfund.com](http://www.fullertonfund.com). Please also refer to [https://www.fullertonfund.com/literature/fullerton-lux-funds/?\\_sft\\_registered=luxembourg](https://www.fullertonfund.com/literature/fullerton-lux-funds/?_sft_registered=luxembourg) for the sustainability-related disclosures of the Fund. The Management Company of the Fund is FundSight S.A. ("FundSight"). Please note that FundSight may terminate the marketing arrangements of the Fund in accordance with Article 93a of Directive 2009/65/EC.

Neither MSCI nor any other party involved in or related to compiling, computing or creating the MSCI data makes any express or implied warranties or representations with respect to such data (or the results to be obtained by the use thereof), and all such parties hereby expressly disclaim all warranties of originality, accuracy, completeness, merchantability or fitness for a particular purpose with respect to any of such data. Without limiting any of the foregoing, in no event shall MSCI, any of its affiliates or any third party involved in or related to compiling, computing or creating the data have any liability for any direct, indirect, special, punitive, consequential or any other damages (including lost profits) even if notified of the possibility of such damages. No further distribution or dissemination of the MSCI data is permitted without MSCI's express written consent.

Please refer to <https://www.fullertonfund.com/use-of-third-party-data-information/> for disclaimers on use of data from third parties.

This advertisement or publication has not been reviewed by the Monetary Authority of Singapore.