

Fullerton Short Term Interest Rate - Class A (SGD)

June 2025

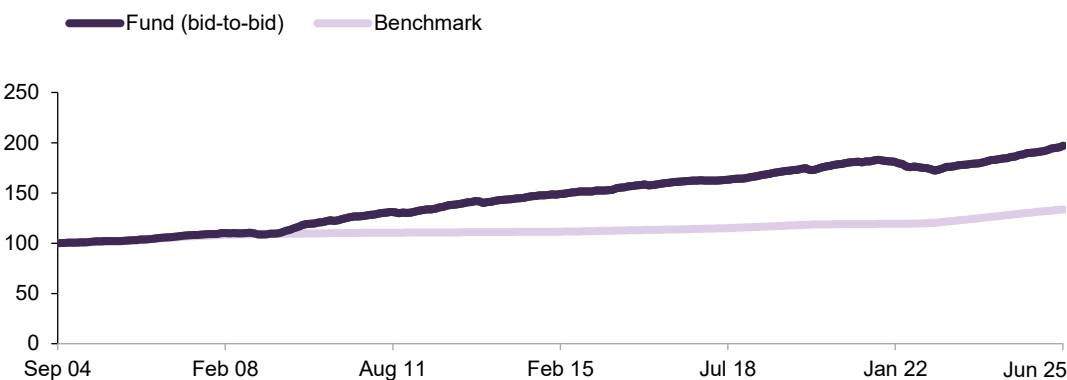
Investment Objective

The investment objective of the Fund is to achieve medium-term capital appreciation for investors. The investments of the Fund will be broadly diversified with no specific industry or sectoral emphasis.

Investment Focus and Approach

The Fund is primarily focused on fixed income securities and money market instruments. The Fund may invest in futures and derivatives for hedging purposes. The maturity limit of underlying securities is 5 years and all foreign currency denominated bonds are fully hedged back to SGD except for a 5% frictional currency limit.

Performance (%)



| | 1 mth | 3 mths | 6 mths | 1 yr | 3 yrs | 5 yrs | 10 yrs | Sl. Ann. Ret. | Sl. Ann. Vol. |
|----------------------------|-------|--------|--------|------|-------|-------|--------|---------------|---------------|
| Fund (bid-to-bid) | 0.76 | 1.46 | 3.18 | 5.67 | 3.79 | 2.24 | 2.55 | 3.17 | 1.32 |
| Fund (offer-to-bid) | -2.18 | -1.49 | 0.17 | 2.59 | 2.77 | 1.64 | 2.25 | 3.03 | NA |
| Benchmark | 0.23 | 0.72 | 1.56 | 3.61 | 3.73 | 2.37 | 1.79 | 1.40 | 0.36 |

Returns of more than 1 year are annualised. Returns are calculated on a single pricing basis in SGD with net dividends and distributions (if any) reinvested. Offer-to-bid returns include an assumed preliminary charge of 3% which may or may not be charged to investors.

Benchmark: 3M SORA + 0.60% p.a.

With effect from 1 August 2023, the benchmark is 3M SORA + 0.60% p.a. From inception till 31 July 2023, the benchmark was 3M SIBID.

Source: Fullerton Fund Management Company Ltd and Bloomberg.

Inception date

09 Sep 2004

Fund size

SGD 926.04 million

Base Currency

SGD

Pricing Date

30 Jun 2025

NAV*

SGD 1.92

Management fee

Currently 0.10% p.a.

Expense Ratio

0.15% p.a. (For financial year ended 31 Mar 2024)

Minimum Initial Investment

SGD 100,000

Minimum Subsequent Investment

SGD 100,000

Preliminary Charge

Up to 3%

Dealing day

Daily, up to 5pm (Singapore time)

Bloomberg Code

FULSTIR SP

ISIN Code

SG9999005334

The Fund is available for SRS

subscription.

* Figures have been truncated to

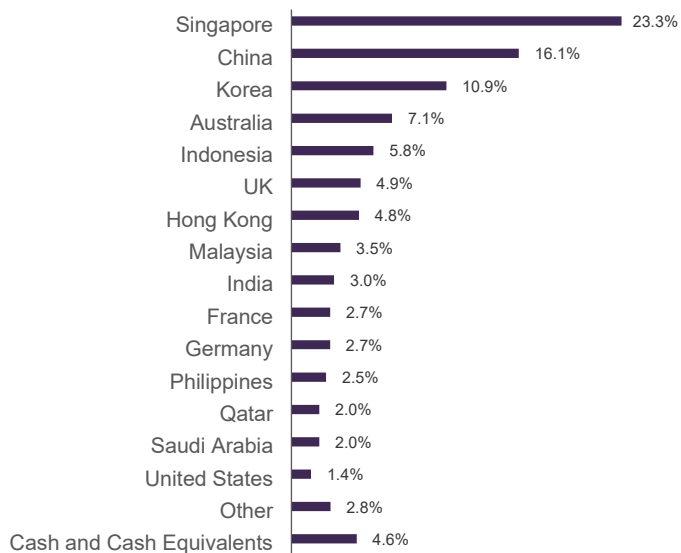
2 decimal places. The official

price is published on Fullerton's

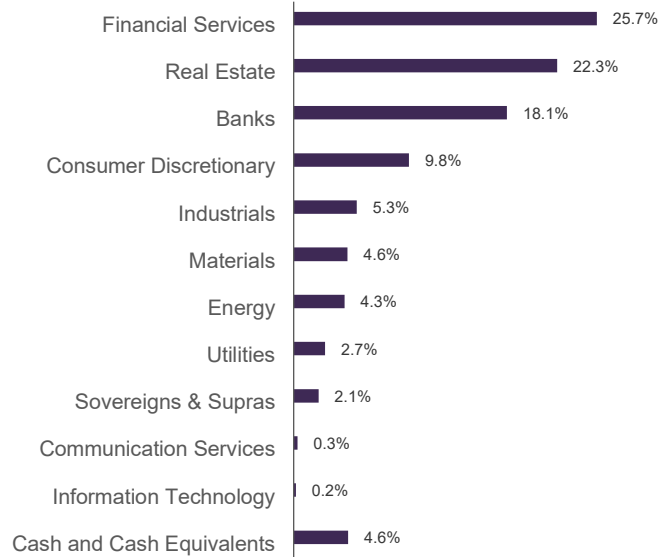
website.

■ Portfolio

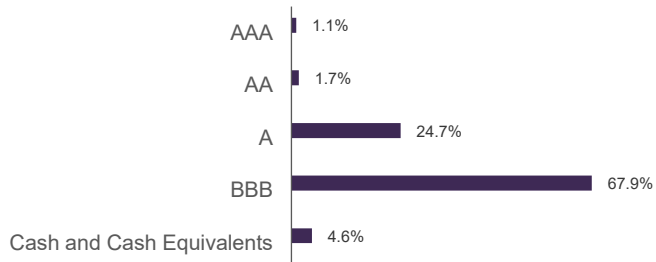
Geographical Breakdown



Sector Breakdown



Rating Breakdown



Fund Characteristics

| | |
|--------------------------|------|
| Average coupon | 3.9% |
| Average credit rating | BBB |
| Number of holdings | 142 |
| Average duration (years) | 2.0 |
| Yield to Worst | 2.4% |

Top 5 Holdings

| | |
|--|------|
| Woori Bank 5.125 Aug 2028 | 2.5% |
| Macquarie Group Ltd 4.500 Aug 2026 | 2.3% |
| Deutsche Bank AG 4.400 Apr 2028 | 2.1% |
| Santos Finance Ltd 5.250 Mar 2029 | 2.1% |
| UOL Treasury Services Pte Ltd 2.330 Aug 2028 | 2.1% |

Credit Rating : Where the security is not rated by external rating agencies, Fullerton's internal rating methodology will apply.

Yield to Worst (YTW): Refers to YTW in base currency taking into account the hedging cost. Not guaranteed. Past performance is not necessarily indicative of future performance.

Market Review

Singapore released a series of macroeconomic indicators in June that provided a snapshot of current domestic conditions. Headline inflation remained subdued, with May CPI rising just 0.8% year-on-year, underscoring the absence of significant price pressures despite external uncertainties. Meanwhile, industrial production declined on a seasonally adjusted monthly basis, although year-on-year growth stayed in positive territory.

Against this backdrop, Singapore Government Securities (SGS) yields declined meaningfully across the curve, mirroring global bond market movements. The 2-year SGS yield fell by 22 basis points, while the 10-year yield declined by 24 basis points—outperforming both U.S. Treasuries and the non-SGS market, as reflected by the Markit iBoxx ALBI Singapore indices.

In the U.S., Treasury yields also declined across the curve, as dovish shifts in rate expectations drove yields. The 10-year Treasury yield fell by 17 basis points, while the 2-year yield declined 18 basis points, reflecting growing market confidence in an earlier start to the Fed's easing cycle. This was driven by softer-than-expected inflation prints and weaker ISM services data. Speculation also intensified that President Trump might appoint a more dovish Fed chair, contributing to lower front-end yields. Although geopolitical tensions in the Middle East triggered brief intra-month volatility—pushing oil prices and yields higher temporarily—these moves quickly reversed as risk sentiment remained resilient overall.

Asian credit markets responded positively to the supportive rate environment. The JP Morgan Asian Credit Index posted gains for the month, driven largely by duration-related returns as US Treasury yields declined. Investment-grade (IG) credits outperformed high yield (HY), benefiting more significantly from falling US Treasury yields. HY bonds also generated positive returns, albeit to a lesser extent, as credit spreads narrowed modestly across both segments.

Investment Strategy

Looking ahead, we see the global economy leaning toward a mild stagflationary environment, marked by softening global growth and persistent core inflation—largely driven by renewed price pressures in the U.S. Our base case assumes fading U.S. exceptionalism, with downside risks from potential negative shocks such as a further escalation in U.S. tariffs and weakening global business sentiment. That said, a full-blown U.S. recession remains unlikely. Outside the U.S., inflation pressures are expected to remain contained, and with the U.S. dollar weakening amid fading growth and rate differentials, the backdrop remains supportive of monetary policy easing across Asia.

In Singapore, external headwinds continue to weigh on its export-oriented economy. GDP growth forecasts for 2025 have been revised lower to a range of 0.0–2.0%, and real economic activity has shown signs of moderation. Inflation remains subdued, reinforcing expectations that the Monetary Authority of Singapore (MAS) will maintain its easing bias. A further reduction in the slope of the S\$NEER policy band is likely, potentially as early as the July policy meeting or by October. With the MAS continuing FX operations and maintaining flush liquidity conditions, SGS yields are expected to stay rangebound or potentially drift lower—particularly at the front end. Demand for SGS and SGD government bills remains firm, underpinned by strong domestic liquidity and a stable technical backdrop.

In terms of investment strategies, we continue to maintain our current duration positioning, which remains at the upper end of the Fund's 2.5-year limit. The recent rally in both U.S. Treasuries and SGS has contributed positively to performance. The Fund has also experienced positive inflows, which we plan to deploy into high-conviction opportunities—specifically, short-dated bonds and new issues endorsed by our analysts. Within credits, we favour SGD over USD exposure, given the current environment of flush SGD liquidity and elevated USD/SGD hedging costs. This positioning reflects our constructive view on SGD credits and our commitment to enhancing the portfolio's yield while maintaining prudent interest rate risk management.

For additional information on Fullerton and its funds, please contact:

Fullerton Fund Management Company Ltd (UEN: 200312672W)

3 Fraser Street
#09-28 DUO Tower
Singapore 189352

T +65 6808 4688 | F +65 6820 6878
www.fullertonfund.com

Disclaimer: This publication is for information only and your specific investment objectives, financial situation and needs are not considered here. The value of units in the Fund and any accruing income from the units may fall or rise. Any past performance, prediction or forecast is not indicative of future or likely performance. Any past payout yields and payments are not indicative of future payout yields and payments. Distributions (if any) may be declared at the absolute discretion of Fullerton Fund Management Company Ltd (UEN: 200312672W) ("Fullerton") and are not guaranteed. Distribution may be declared out of income and/or capital of the Fund, in accordance with the prospectus. Where distributions (if any) are declared in accordance with the prospectus, this may result in an immediate reduction of the net asset value per unit in the Fund. Applications must be made on the application form accompanying the prospectus, which can be obtained from Fullerton or its approved distributors. You should read the prospectus and seek advice from a financial adviser before investing. If you choose not to seek advice, you should consider whether the Fund is suitable for you. The Fund may use or invest in financial derivative instruments. Please refer to the prospectus of the Fund for more information.

All information provided herein regarding JPMorgan Chase & Co. ("JPMorgan") index products (referred to herein as "Index" or "Indices"), is provided for informational purposes only and does not constitute, or form part of, an offer or solicitation for the purchase or sale of any financial instrument, or an official confirmation of any transaction, or a valuation or price for any product referencing the Indices (the "Product"). Nor should anything herein be construed as a recommendation to adopt any investment strategy or as legal, tax or accounting advice. All market prices, data and other information contained herein is believed to be reliable but JPMorgan does not warrant its completeness or accuracy. The information contained herein is subject to change without notice. Past performance is not indicative of future returns, which will vary. No one may reproduce or disseminate the information, whether in whole or in part, relating to the Indices contained herein without the prior written consent of JPMorgan.

J.P. Morgan Securities LLC (the "Index Sponsor") does not sponsor, endorse or otherwise promote any Product referencing any of the Indices. The Index Sponsor makes no representation or warranty, express or implied, regarding the advisability of investing in securities or financial products generally, or in the Product particularly, or the advisability of any of the Indices to track investment opportunities in the financial markets or otherwise achieve their objective. The Index Sponsor has no obligation or liability in connection with the administration, marketing or trading of any Product. The Index Sponsor does not warrant the completeness or accuracy or any other information furnished in connection with the Index. The Index is the exclusive property of the Index Sponsor and the Index Sponsor retains all property rights therein.

Information has been obtained from sources believed to be reliable, but J.P. Morgan does not warrant its completeness or accuracy. The Index is used with permission. The Index may not be copied, used, or distributed without J.P. Morgan's prior written approval. Copyright 2021, JPMorgan Chase & Co. All rights reserved.

This advertisement or publication has not been reviewed by the Monetary Authority of Singapore.