

Fullerton USD Income Fund - Class A (SGD Hedged)

February 2026

Investment Objective

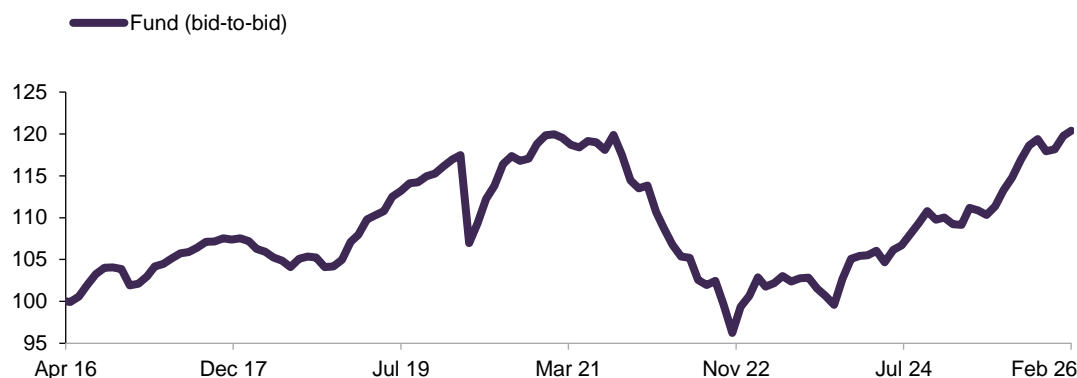
The investment objective of the Fund is to generate long term capital appreciation and/or income for investors by investing primarily in fixed income or debt securities.

Investment Focus and Approach

The Fund will invest in a diversified portfolio of primarily investment grade fixed income securities having a minimum long-term credit rating of BBB- by Fitch, Baa3 by Moody's or BBB- by Standard & Poor's (or their respective equivalents) and cash. The Fund may also invest in non-investment grade bonds of up to 30% of its Net Asset Value. Non-rated bonds are permitted if they meet the Managers' internal equivalent rating of investment grade. The Fund aims to invest at least 50% of its Net Asset Value in USD denominated bonds. The Fund will be broadly diversified with no specific geographical or sectoral emphasis.

The Managers may use Financial Derivative Instruments (FDIs) for hedging and efficient portfolio management purposes.

Performance (%)



	1 mth	3 mths	6 mths	1 yr	3 yrs	5 yrs	Sl. Ann. Ret.	Sl. Ann. Vol.
Fund (bid-to-bid)	0.45	1.85	2.54	7.39	4.87	-0.69	1.47	5.10
Fund (offer-to-bid)	-2.48	-1.12	-0.44	4.27	3.84	-1.27	1.16	NA

Returns of more than 1 year are annualised. Returns are calculated on a single pricing basis in SGD with net dividends and distributions (if any) reinvested. Offer-to-bid returns include an assumed preliminary charge of 3% which may or may not be charged to investors.

Source: Fullerton Fund Management Company Ltd

Inception date

15 Apr 2016

Fund size

SGD 272.24 million

Base Currency

USD

Pricing Date

28 Feb 2026

NAV*

SGD 0.78

Management fee

Currently 0.8% p.a.,
Maximum 1% p.a.

Expense Ratio

0.85% p.a. (For financial year ended 31 Mar 2025)

Minimum Initial Investment

None

Minimum Subsequent Investment

None

Preliminary Charge

Up to 3%

Dealing day

Daily, up to 5pm (Singapore time)

Deadline

1pm (CET); 5pm (Singapore time)
on each Business Day

Bloomberg Code

FULUSIA SP

ISIN Code

SG9999015168

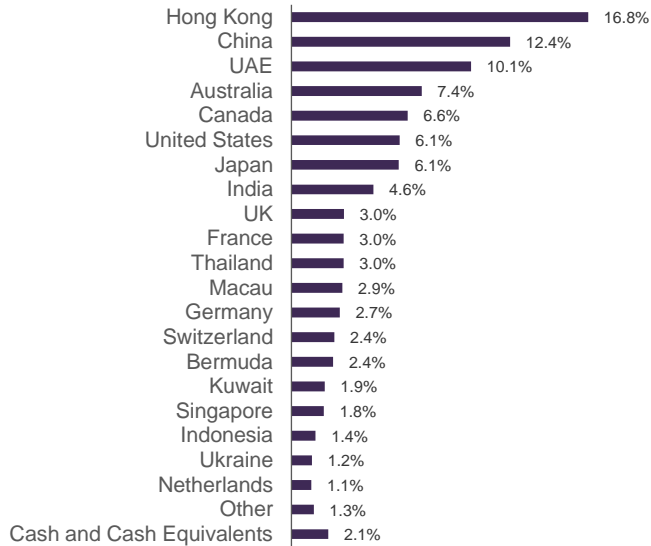
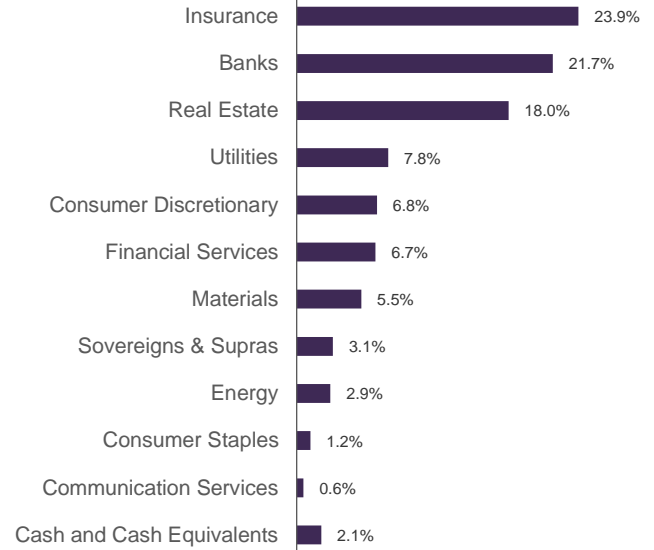
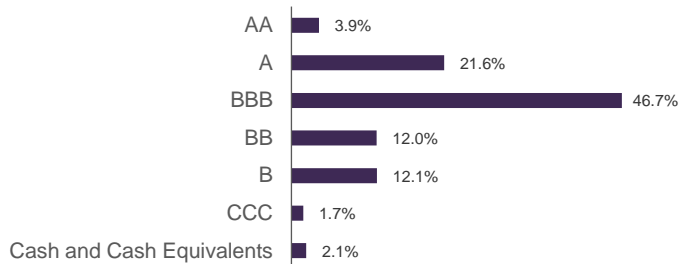
Distributions paid per unit#

Sep 2024 : SGD 0.010
Dec 2024 : SGD 0.010
Mar 2025 : SGD 0.011
Jun 2025 : SGD 0.011
Sep 2025 : SGD 0.011
Dec 2025 : SGD 0.011

The Fund is available for SRS subscription.

* Figures have been truncated to 2 decimal places. The official price is published on Fullerton's website.

Distribution amount is not guaranteed. Please refer to our website for more details.

Portfolio
Geographical Breakdown

Sector Breakdown

Rating Breakdown

Fund Characteristics

Average coupon	5.4%
Average credit rating	BBB
Number of holdings	94
Average duration (years)	4.4
Yield to Worst	5.2%

Top 5 Holdings

Allianz SE 3.200 PERP	2.7%
United States Treasury Bill Mar 2026	2.5%
Elect Global Investments Ltd 7.200 PERP	2.4%
Dhafrah Pv2 Energy Co LLC 5.794 Jun 2053	2.4%
Convex Group Ltd 6.500 Jan 2046	2.4%

Credit Rating : Where the security is not rated by external rating agencies, Fullerton's internal rating methodology will apply.

Yield to Worst (YTW): Refers to YTW in base currency. Not guaranteed. Past performance is not necessarily indicative of future performance.

Market Review

Asian USD credit markets delivered a positive performance over the month, according to the JP Morgan Asian Credit Index, with returns largely driven by U.S. Treasury duration gains, while spread returns were modestly negative, reflecting some risk premium adjustment amid evolving macro conditions. Within the Asian credit markets, the investment grade sector posted gains and outperformed the high yield peers, supported by stronger duration sensitivity and stability in higher-quality credits. The high yield segment also generated positive returns but lagged investment grade peers, as spread widening partially offset the benefit from the rally in U.S. Treasuries.

At the country level, performance dispersion was evident. The top-performing markets included Malaysia and Taiwan, where returns were largely driven by US Treasury duration gains, with modestly weaker spread performance supporting overall outcomes. In contrast, the weaker-performing countries included Pakistan, Vietnam and Macau. While these markets still benefited to some extent from the supportive U.S. rates backdrop, spread returns were a bigger drag, as investors demanded higher risk premia for more vulnerable or higher-beta credits.

Sector performance similarly reflected the interaction between US Treasury-driven duration returns and credit spread dynamics. The best-performing sectors were Oil & Gas, Real Estate and Diversified, where strong duration tailwinds were complemented by relatively resilient spread performance. In particular, the real estate sector benefited from tightening spreads, which remained relatively resilient and provided an additional boost to total returns. On the weaker end, Consumer, Metals & Mining and Financials lagged relative peers. Although these sectors also benefited from the rally in U.S. Treasuries, spread returns detracted, indicating more cautious investor sentiment toward cyclical segments.

Investment Strategy

The key focus is on the geopolitical situation in the Middle East which has escalated following significant military developments in late February, raising concerns about broader regional spillovers and potential disruptions to global energy supply. Market attention is largely centred on the Strait of Hormuz, a critical oil transit route, as any sustained disruption could lead to higher energy prices and renewed inflation pressures. While geopolitical shocks historically tend to fade over time, uncertainty around the duration and scope of this episode remains elevated, with the situation evolving rapidly.

In terms of the Fund's direct Middle East holdings, exposure is primarily concentrated in the investment-grade segment, focused mainly on sovereigns, quasi-sovereigns and financial institutions that are largely government-linked or state-owned. Middle East banks with strong sovereign backing remain fundamentally sound, supported by robust government balance sheets, with no immediate liquidity or credit concerns evident at this stage. In contrast, more cyclical or higher-beta sectors, such as select real estate or consumption-linked names, may face greater scrutiny as investors reassess risk premia amid a more uncertain geopolitical backdrop.

Looking ahead, we continue to monitor both downside and upside scenarios. Risks include broader regional escalation, sustained energy supply disruptions, or spillovers into broader financial markets. However, history suggests that geopolitical shocks often normalise once the extent of disruption becomes clearer. If the conflict remains contained and energy flows continue largely uninterrupted, risk premia could gradually retrace and allow markets to refocus on underlying economic fundamentals.

Overall, our stance remains cautiously defensive but not reactive. We are managing near-term volatility while maintaining conviction in core high-quality positions. As visibility improves, we will look to de-risk selectively in more vulnerable sectors such as real estate, while remaining prepared to deploy capital opportunistically should market dislocations create attractive entry points.

For additional information on Fullerton and its funds, please contact:

Fullerton Fund Management Company Ltd (UEN: 200312672W)
3 Fraser Street
#09-28 DUO Tower
Singapore 189352

T +65 6808 4688 | F +65 6820 6878
www.fullertonfund.com

Disclaimer: This publication is for information only and your specific investment objectives, financial situation and needs are not considered here. The value of units in the Fund and any accruing income from the units may fall or rise. Any past performance, prediction or forecast is not indicative of future or likely performance. Any past payout yields and payments are not indicative of future payout yields and payments. Distributions (if any) may be declared at the absolute discretion of Fullerton Fund Management Company Ltd (UEN: 200312672W) ("Fullerton") and are not guaranteed. Distribution may be declared out of income and/or capital of the Fund, in accordance with the prospectus. Where distributions (if any) are declared in accordance with the prospectus, this may result in an immediate reduction of the net asset value per unit in the Fund. Applications must be made on the application form accompanying the prospectus, which can be obtained from Fullerton or its approved distributors. You should read the prospectus and seek advice from a financial adviser before investing. If you choose not to seek advice, you should consider whether the Fund is suitable for you. The Fund may use or invest in financial derivative instruments. Please refer to the prospectus of the Fund for more information.

Please refer to <https://www.fullertonfund.com/use-of-third-party-data-information/> for disclaimers on use of data from third parties.

This advertisement or publication has not been reviewed by the Monetary Authority of Singapore.