FULLERTON FUND MANAGEMENT

A member of Seviora Group

Fullerton USD Income Fund - Class E (GBP Hedged)

September 2026

Investment Objective

The investment objective of the Fund is to generate long term capital appreciation and/or income for investors by investing primarily in fixed income or debt securities.

Investment Focus and Approach

The Fund will invest in a diversified portfolio of primarily investment grade fixed income securities having a minimum long-term credit rating of BBB- by Fitch, Baa3 by Moody's or BBB- by Standard & Poor's (or their respective equivalents) and cash. The Fund may also invest in non-investment grade bonds of up to 30% of its Net Asset Value. Non-rated bonds are permitted if they meet the Managers' internal equivalent rating of investment grade. The Fund aims to invest at least 50% of its Net Asset Value in USD denominated bonds. The Fund will be broadly diversified with no specific geographical or sectoral emphasis.

The Managers may use Financial Derivative Instruments (FDIs) for hedging and efficient portfolio management purposes.

Performance (%)

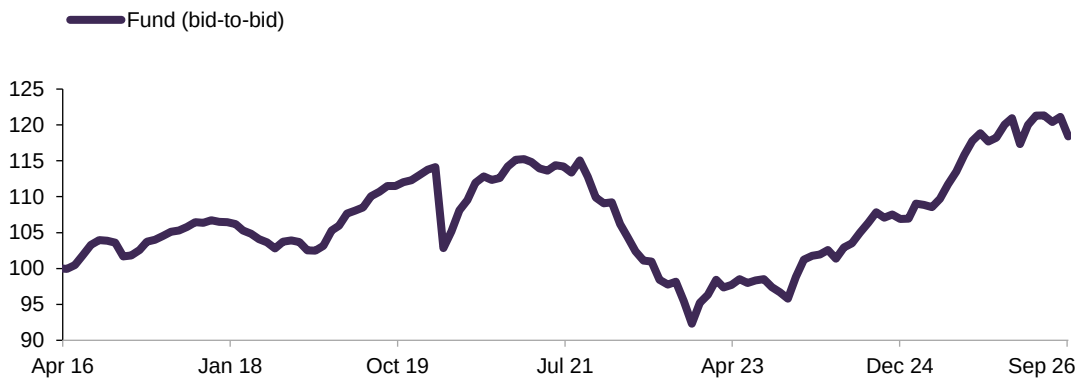

	1 mth	3 mths	6 mths	1 yr	3 yrs	5 yrs	10 yrs	Sl. Ann. Ret.	Sl. Ann. Vol.
Fund (bid-to-bid)	-2.30	-2.60	0.51	-0.31	6.09	0.13	0.85	1.18	5.33
Fund (offer-to-bid)	-5.14	-5.44	-2.42	-3.22	5.05	-0.46	0.55	0.89	NA

Returns of more than 1 year are annualised. Returns are calculated on a single pricing basis in GBP with net dividends and distributions (if any) reinvested. Offer-to-bid returns include an assumed preliminary charge of 3% which may or may not be charged to investors.
Source: Fullerton Fund Management Company Ltd

Inception date
15 Apr 2016

Fund size
GBP 139.11 million

Base Currency
USD

Pricing Date
30 Sep 2026

NAV*
GBP 0.77

Management fee
Currently 0.8% p.a.,
Maximum 1% p.a.

Expense Ratio
0.91% p.a. (For financial year ended 31 Mar 2026)

Minimum Initial Investment
None

Minimum Subsequent Investment
None

Preliminary Charge
Up to 3%

Dealing day
Daily, up to 5pm (Singapore time)

Deadline
1pm (CET); 5pm (Singapore time) on each Business Day

Bloomberg Code
FULUSIE SP

ISIN Code
SG9999015200

Distributions paid per unit#

Jun 2025	: GBP 0.011
Sep 2025	: GBP 0.011
Dec 2025	: GBP 0.011
Mar 2026	: GBP 0.011
Jun 2026	: GBP 0.011
Sep 2026	: GBP 0.011

* Figures have been truncated to 2 decimal places. The official price is published on Fullerton's website.

\# Distribution amount is not guaranteed. Please refer to our website for more details.

FULLERTON FUND MANAGEMENT
A member of Seviora Group

Portfolio

Geographical Breakdown

Sector Breakdown

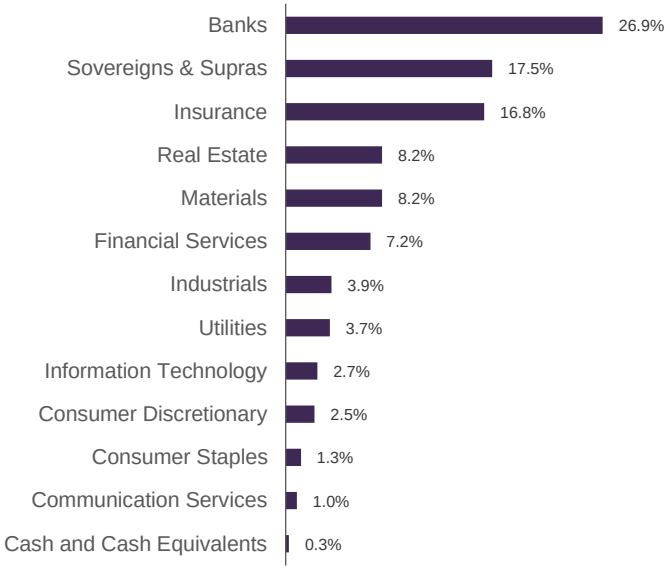

Rating Breakdown

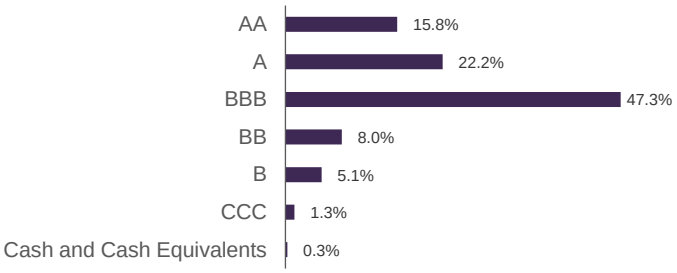

Fund Characteristics

Average coupon	4.6%
Average credit rating	BBB
Number of holdings	79
Average duration (years)	4.5
Yield to Worst	5.7%

Top 5 Holdings

United States Treasury Bill Oct 2026	6.6%
United States Treasury Bill Oct 2026	4.5%
Allianz SE 3.200 PERP	3.1%
Bank of Nova Scotia/The 3.625 Oct 2081	2.7%
Sony Life Insurance Co Ltd 7.125 Sep 2056	2.7%

Credit Rating : Where the security is not rated by external rating agencies, Fullerton's internal rating methodology will apply.
Yield to Worst (YTW): Refers to YTW in base currency. Not guaranteed. Past performance is not necessarily indicative of future performance.

Market Review

Asian US dollar credit markets delivered negative returns over the month, as measured by the JP Morgan Asia Credit Index in USD, which was mostly due to the sharp rise in US Treasury yields. US Treasuries sold off sharply following a 25bp Fed rate hike, stronger economic data and higher oil prices, alongside concerns over inflation and increased US government borrowing. The US Treasury curve bear-flattened, with 2-year and 10-year yields rising 55bps and 53bps respectively, compared with a 39bp increase in the 30-year yield; the 10-year yield reached levels last seen in 2007.

Against this backdrop, investment grade bonds underperformed their high yield counterparts, reflecting their longer duration and greater sensitivity to rising government bond yields. High yield bonds were comparatively resilient, supported by stronger credit spread performance and lower duration. At the country level, Korea , China were among the strongest performers, while the Philippines, Indonesia and Malaysia lagged. Across sectors, corporates outperformed sovereigns and quasi-sovereigns. Within corporates, financials, infrastructure and utilities were among the stronger-performing sectors, whereas oil and gas, Technology, Media and Telecommunications (TMT), and real estate were among the weaker-performing sectors.

Investment Strategy

The medium-term outlook for credit remains supported by resilient US economic growth, healthy corporate fundamentals and solid earnings. While the broader macroeconomic environment remains uncertain, higher all-in yields continue to offer attractive income opportunities and provide a meaningful carry cushion against market volatility. We therefore remain constructive on credit over the medium term, with upcoming US corporate earnings providing an important gauge of the breadth and durability of the current growth backdrop.

In the near term, we expect market volatility to remain elevated as investors navigate higher Treasury yields, persistent inflationary pressures and ongoing geopolitical and fiscal uncertainties. A further meaningful rise in Treasury yields could weigh on broader risk sentiment and credit spreads. Conversely, healthy corporate balance sheets, low default risks and attractive starting yields should provide support to credit markets. We therefore believe the current environment favours carry and security selection rather than taking significant directional market risk.

Against this backdrop, we are maintaining a balanced and selective approach. The Fund retains healthy liquidity and a measured allocation to the high yield credit, providing flexibility to take advantage of opportunities that may emerge during periods of market weakness. We continue to focus on income generation and security selection, while actively managing duration as market conditions evolve.

We remain disciplined in managing portfolio risk and selectively taking profits where valuations become less compelling, while any meaningful market weakness could provide opportunities to deploy liquidity into attractively valued credits. Overall, we believe the combination of attractive carry, resilient fundamentals and disciplined portfolio management should support returns over the medium term.

FULLERTON
FUND MANAGEMENT
A member of Seviora Group

For additional information on Fullerton and its funds, please contact:

Fullerton Fund Management Company Ltd (UEN: 200312672W)
3 Fraser Street
#18-28 DUO Tower
Singapore 189352

T +65 6808 4688 | F +65 6820 6878
www.fullertonfund.com

Disclaimer: This publication is for information only and your specific investment objectives, financial situation and needs are not considered here. The value of units in the Fund and any accruing income from the units may fall or rise. Any past performance, prediction or forecast is not indicative of future or likely performance. Any past payout yields and payments are not indicative of future payout yields and payments. Distributions (if any) may be declared at the absolute discretion of Fullerton Fund Management Company Ltd (UEN: 200312672W) ("Fullerton") and are not guaranteed. Distribution may be declared out of income and/or capital of the Fund, in accordance with the prospectus. Where distributions (if any) are declared in accordance with the prospectus, this may result in an immediate reduction of the net asset value per unit in the Fund. Applications must be made on the application form accompanying the prospectus, which can be obtained from Fullerton or its approved distributors. You should read the prospectus and seek advice from a financial adviser before investing. If you choose not to seek advice, you should consider whether the Fund is suitable for you. The Fund may use or invest in financial derivative instruments. Please refer to the prospectus of the Fund for more information.

Please refer to https://www.fullertonfund.com/use-of-third-party-data-information/ for disclaimers on use of data from third parties.

This advertisement or publication has not been reviewed by the Monetary Authority of Singapore.