

Fullerton USD Income Fund - Class F (USD)

May 2026

Investment Objective

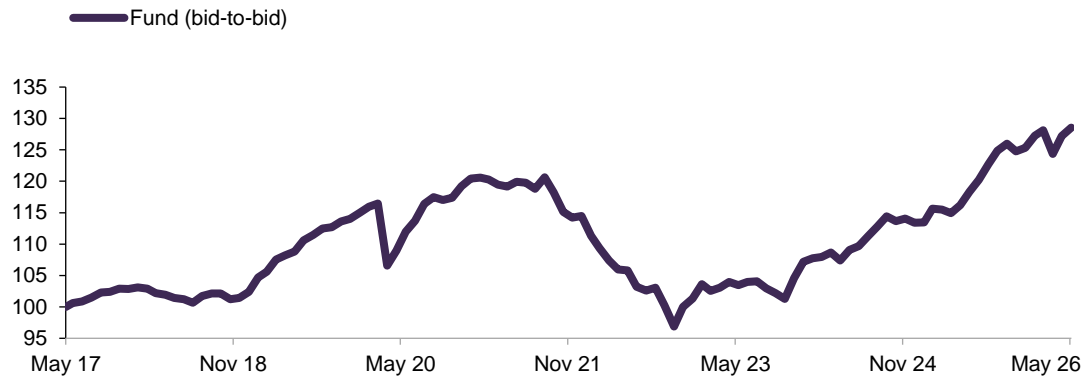
The investment objective of the Fund is to generate long term capital appreciation and/or income for investors by investing primarily in fixed income or debt securities.

Investment Focus and Approach

The Fund will invest in a diversified portfolio of primarily investment grade fixed income securities having a minimum long-term credit rating of BBB- by Fitch, Baa3 by Moody's or BBB- by Standard & Poor's (or their respective equivalents) and cash. The Fund may also invest in non-investment grade bonds of up to 30% of its Net Asset Value. Non-rated bonds are permitted if they meet the Managers' internal equivalent rating of investment grade. The Fund aims to invest at least 50% of its Net Asset Value in USD denominated bonds. The Fund will be broadly diversified with no specific geographical or sectoral emphasis.

The Managers may use Financial Derivative Instruments (FDIs) for hedging and efficient portfolio management purposes.

Performance (%)



	1 mth	3 mths	6 mths	1 yr	3 yrs	5 yrs	Sl. Ann. Ret.	Sl. Ann. Vol.
Fund (bid-to-bid)	1.01	0.16	2.71	9.91	6.81	0.75	2.15	5.38
Fund (offer-to-bid)	-1.94	-2.76	-0.28	6.70	5.77	0.16	1.82	NA

Returns of more than 1 year are annualised. Returns are calculated on a single pricing basis in USD with net dividends and distributions (if any) reinvested. Offer-to-bid returns include an assumed preliminary charge of 3% which may or may not be charged to investors.

Source: Fullerton Fund Management Company Ltd

Inception date

08 May 2017

Fund size

USD 202.70 million

Base Currency

USD

Pricing Date

31 May 2026

NAV*

USD 0.83

Management fee

Currently 0.6% p.a.,
Maximum 1% p.a.

Expense Ratio

0.65% p.a. (For financial year ended 31 Mar 2025)

Minimum Initial Investment

USD 30 million

Minimum Subsequent Investment

USD 10 million

Preliminary Charge

Up to 3%

Dealing day

Daily, up to 5pm (Singapore time)

Deadline

1pm (CET); 5pm (Singapore time)
on each Business Day

Bloomberg Code

FULUSIF SP

ISIN Code

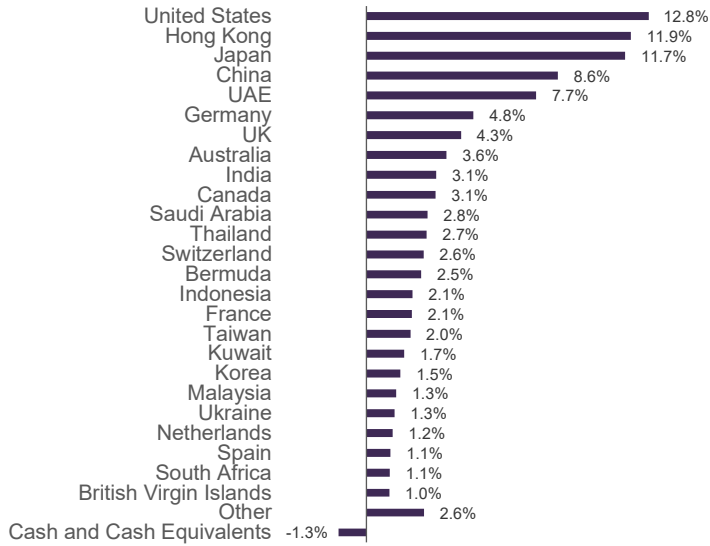
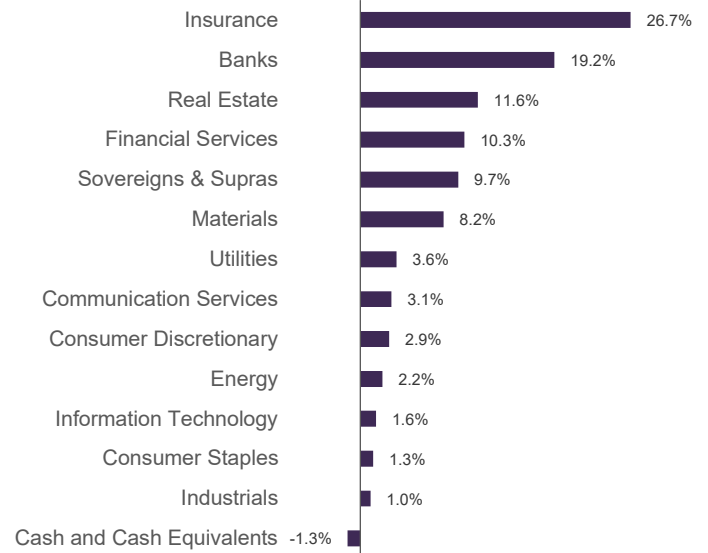
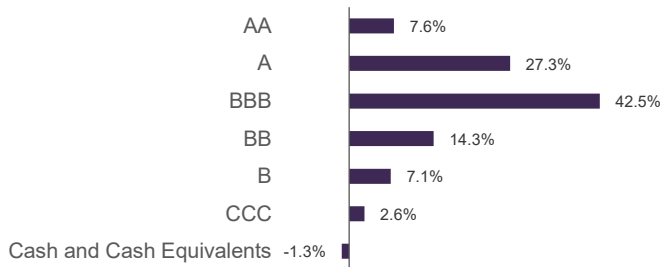
SG9999015663

Distributions paid per unit#

Dec 2024 : USD 0.010
Mar 2025 : USD 0.011
Jun 2025 : USD 0.011
Sep 2025 : USD 0.012
Dec 2025 : USD 0.011
Mar 2026 : USD 0.011

* Figures have been truncated to 2 decimal places. The official price is published on Fullerton's website.

Distribution amount is not guaranteed. Please refer to our website for more details.

Portfolio
Geographical Breakdown

Sector Breakdown

Rating Breakdown

Fund Characteristics

Average coupon	5.5%
Average credit rating	BBB
Number of holdings	91
Average duration (years)	4.9
Yield to Worst	5.1%

Top 5 Holdings

United States Treasury Bill Jun 2026	3.7%
Allianz SE 3.200 PERP	2.8%
Elect Global Investments Ltd 7.200 PERP	2.5%
Convex Group Ltd 6.500 Jan 2046	2.5%
Bank of Nova Scotia/The 3.625 Oct 2081	2.4%

Credit Rating : Where the security is not rated by external rating agencies, Fullerton's internal rating methodology will apply.

Yield to Worst (YTW): Refers to YTW in base currency. Not guaranteed. Past performance is not necessarily indicative of future performance.

Negative balances are due to cross month trades, and subscriptions/redemptions.

Market Review

Asian USD credit markets, as represented by the J.P. Morgan Asia Credit Index (JACI), delivered positive returns in May, with performance driven primarily by credit spread tightening. Both investment-grade and non-investment-grade segments advanced during the month, although high-yield bonds outperformed their investment-grade counterparts as stronger spread compression, alongside their higher carry, provided a meaningful boost to returns. Investor sentiment remained constructive despite episodes of volatility, supported by resilient corporate fundamentals, favourable market technicals and continued demand for yield.

Market attention remained focused on the Iran–US conflict, with fluctuations in oil prices and evolving ceasefire negotiations contributing to periods of volatility in global rates markets. In the US, Treasury yields generally moved higher amid a combination of stronger-than-expected economic data, persistent inflation pressures and a more hawkish reassessment of the Federal Reserve policy outlook. Yields rose sharply in the first half of the month, with the 30-year Treasury yield reaching its highest level since 2007 and the 10-year Treasury yield briefly approaching 4.7%, before retracing part of the move as oil prices declined and expectations of a diplomatic resolution to the conflict improved. Overall, the Treasury curve bear-flattened over the month, with front-end yields rising more than longer-dated maturities as markets reduced expectations for near-term Fed easing.

At the country level, Sri Lanka and Pakistan were among the strongest-performing markets, with returns driven overwhelmingly by spread tightening as investors continued to reprice credit risk more favourably. In contrast, the Philippines, Singapore and Korea lagged the broader market, as more limited spread compression resulted in relatively subdued returns. From a sector perspective, Real Estate, Metals & Mining and Oil & Gas were the best-performing sectors, benefiting from robust spread tightening and improving risk appetite. By contrast, Transport, Utilities and Infrastructure were the weakest-performing sectors, as spread performance was more muted and provided less support to overall returns.

Investment Strategy

The outlook for credit markets remains broadly constructive, supported by resilient economic activity, healthy corporate fundamentals and attractive all-in yields. While credit spreads remain relatively tight by historical standards, the carry available from the asset class continues to provide an important cushion against market volatility. High yield opportunities remain attractive, although dispersion across issuers and sectors has increased, making security selection and valuation discipline increasingly important. In our view, the current environment continues to favour remaining invested, while focusing on issuers with resilient business models and balance sheets.

At the same time, US growth has remained resilient, labour-market conditions continue to be firm, and inflation risks remain skewed to the upside, supported by oil, AI-related capex and broader fiscal support. In our view, this should keep the Federal Reserve cautious through 2026, with limited urgency to ease policy. As a result, the higher-for-longer Fed backdrop is likely to keep Treasury yields elevated in the near term, even if yields could gradually move lower over the medium term as inflation moderates and markets begin to look ahead to eventual policy easing next year.

Against this backdrop, we maintain a slightly defensive duration stance while retaining the flexibility to add duration at more attractive entry points. Within credit, we continue to favour higher-carry exposures where income generation remains compelling, while remaining prepared to add credit risk should valuations become more attractive without a material deterioration in fundamentals. Overall, we believe the environment continues to favour measured participation rather than outright defensiveness. Key signposts we are monitoring include the path of interest rates, equity market performance and broader risk sentiment, seasonal market dynamics, and upcoming corporate earnings for indications of any shift in the fundamental backdrop.

For additional information on Fullerton and its funds, please contact:

Fullerton Fund Management Company Ltd (UEN: 200312672W)

3 Fraser Street
#09-28 DUO Tower
Singapore 189352

T +65 6808 4688 | F +65 6820 6878
www.fullertonfund.com

Disclaimer: This publication is for information only and your specific investment objectives, financial situation and needs are not considered here. The value of units in the Fund and any accruing income from the units may fall or rise. Any past performance, prediction or forecast is not indicative of future or likely performance. Any past payout yields and payments are not indicative of future payout yields and payments. Distributions (if any) may be declared at the absolute discretion of Fullerton Fund Management Company Ltd (UEN: 200312672W) ("Fullerton") and are not guaranteed. Distribution may be declared out of income and/or capital of the Fund, in accordance with the prospectus. Where distributions (if any) are declared in accordance with the prospectus, this may result in an immediate reduction of the net asset value per unit in the Fund. Applications must be made on the application form accompanying the prospectus, which can be obtained from Fullerton or its approved distributors. You should read the prospectus and seek advice from a financial adviser before investing. If you choose not to seek advice, you should consider whether the Fund is suitable for you. The Fund may use or invest in financial derivative instruments. Please refer to the prospectus of the Fund for more information.

Please refer to <https://www.fullertonfund.com/use-of-third-party-data-information/> for disclaimers on use of data from third parties.

This advertisement or publication has not been reviewed by the Monetary Authority of Singapore.