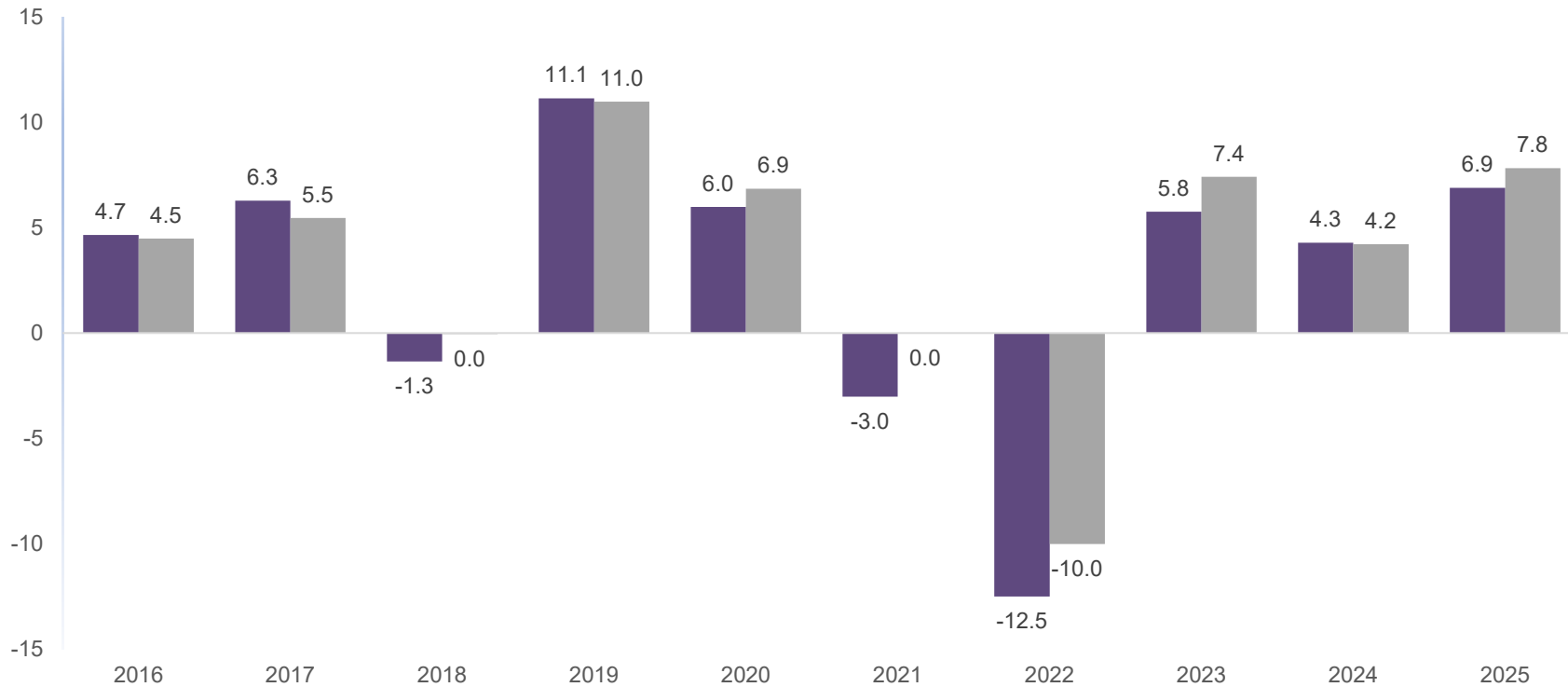


## Calendar year performance (%)

Share class inception date : 16 October 2012

This chart shows the fund's performance as the percentage loss or gain per year over the last 10 years against its benchmark. It can help you to assess how the fund has been managed in the past and compare it to its benchmark.



● Shareclass : Fullerton Lux Funds - Asian Bonds Class A (USD) Accumulation (LU0790902711)

○ Benchmark : JACI Investment Grade Total Return Index

**Past performance is not a reliable indicator of future performance. Markets could develop very differently in the future.**

**It can help you to assess how the fund has been managed in the past.**

**Performance is shown after deduction of ongoing charges. Any entry and exit charges are excluded from the calculation.**

## Calendar year performance (%)

Share class inception date : 25 September 2012

This chart shows the fund's performance as the percentage loss or gain per year over the last 10 years against its benchmark. It can help you to assess how the fund has been managed in the past and compare it to its benchmark.



● Shareclass : Fullerton Lux Funds - Asian Bonds Class A (USD) Distribution (LU0830378658)

○ Benchmark : JACI Investment Grade Total Return Index

**Past performance is not a reliable indicator of future performance. Markets could develop very differently in the future.**

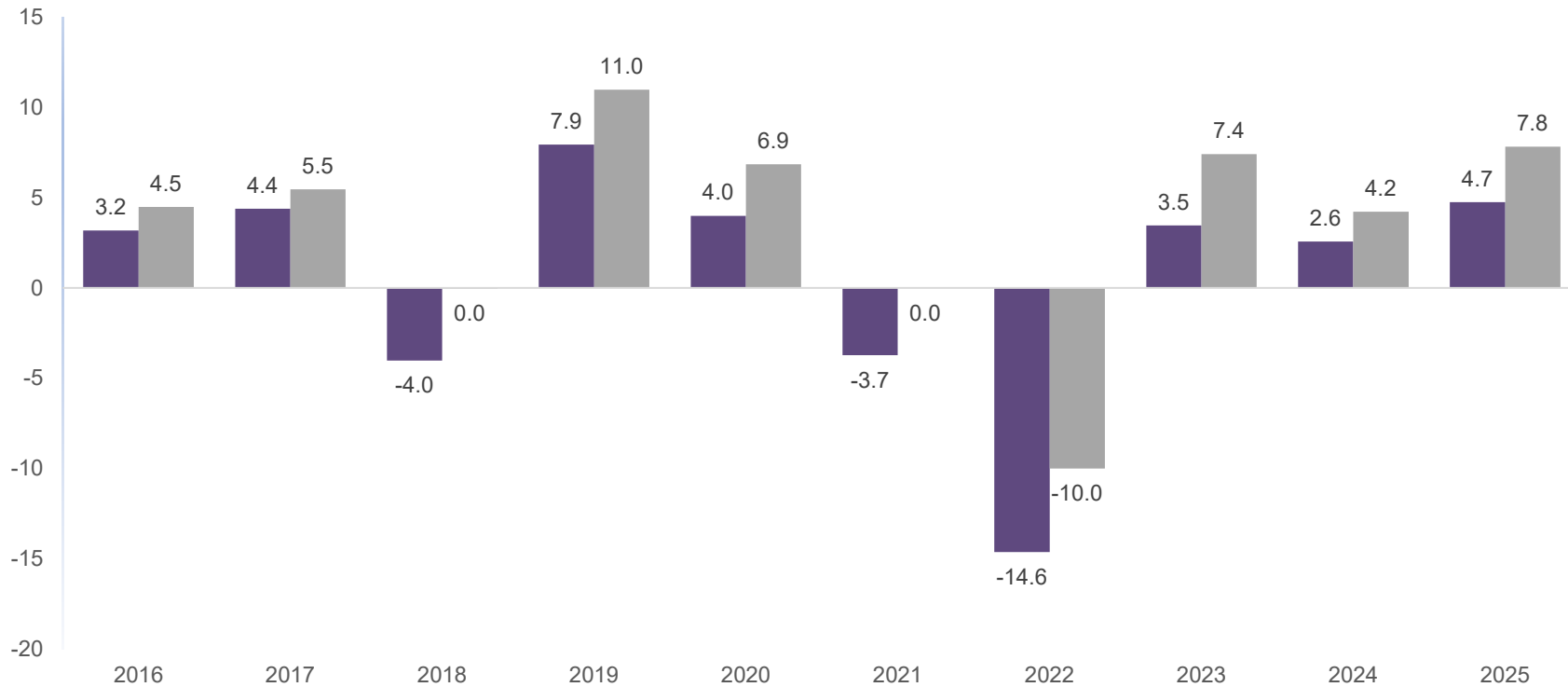
**It can help you to assess how the fund has been managed in the past.**

**Performance is shown after deduction of ongoing charges. Any entry and exit charges are excluded from the calculation.**

## Calendar year performance (%)

Share class inception date : 22 July 2015

**This chart shows the fund's performance as the percentage loss or gain per year over the last 10 years against its benchmark. It can help you to assess how the fund has been managed in the past and compare it to its benchmark.**



● Shareclass : Fullerton Lux Funds - Asian Bonds Class A (EUR Hedged) Accumulation (LU0790902802)

○ Benchmark : JACI Investment Grade Total Return Index

**Past performance is not a reliable indicator of future performance. Markets could develop very differently in the future.**

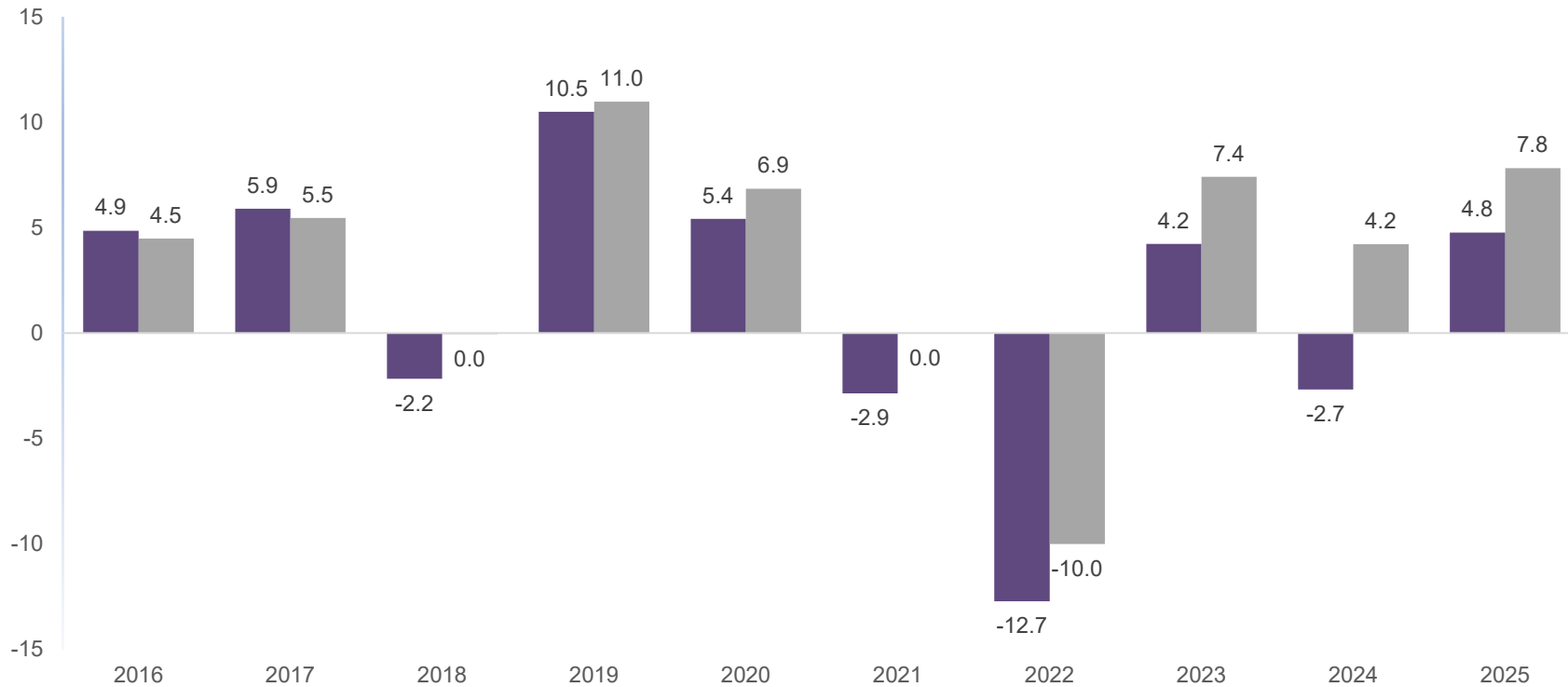
**It can help you to assess how the fund has been managed in the past.**

**Performance is shown after deduction of ongoing charges. Any entry and exit charges are excluded from the calculation.**

## Calendar year performance (%)

Share class inception date : 16 October 2012

This chart shows the fund's performance as the percentage loss or gain per year over the last 10 years against its benchmark. It can help you to assess how the fund has been managed in the past and compare it to its benchmark.



● Shareclass : Fullerton Lux Funds - Asian Bonds Class A (SGD Hedged) Distribution (LU0830378575)

○ Benchmark : JACI Investment Grade Total Return Index

**Past performance is not a reliable indicator of future performance. Markets could develop very differently in the future.**

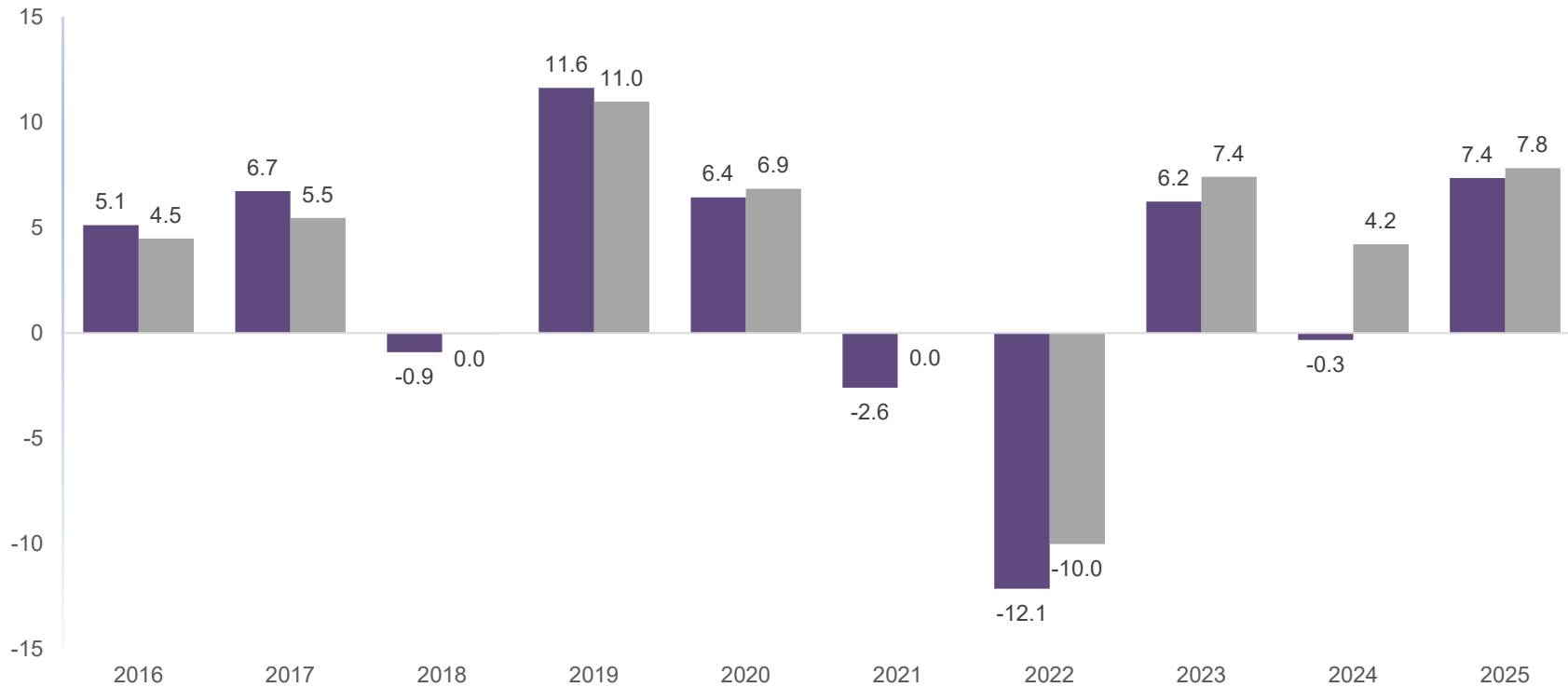
**It can help you to assess how the fund has been managed in the past.**

**Performance is shown after deduction of ongoing charges. Any entry and exit charges are excluded from the calculation.**

## Calendar year performance (%)

Share class inception date : 22 June 2012

**This chart shows the fund's performance as the percentage loss or gain per year over the last 10 years against its benchmark. It can help you to assess how the fund has been managed in the past and compare it to its benchmark.**



● Shareclass : Fullerton Lux Funds - Asian Bonds Class I (USD) Distribution (LU0790902471)

○ Benchmark : JACI Investment Grade Total Return Index

**Past performance is not a reliable indicator of future performance. Markets could develop very differently in the future.**

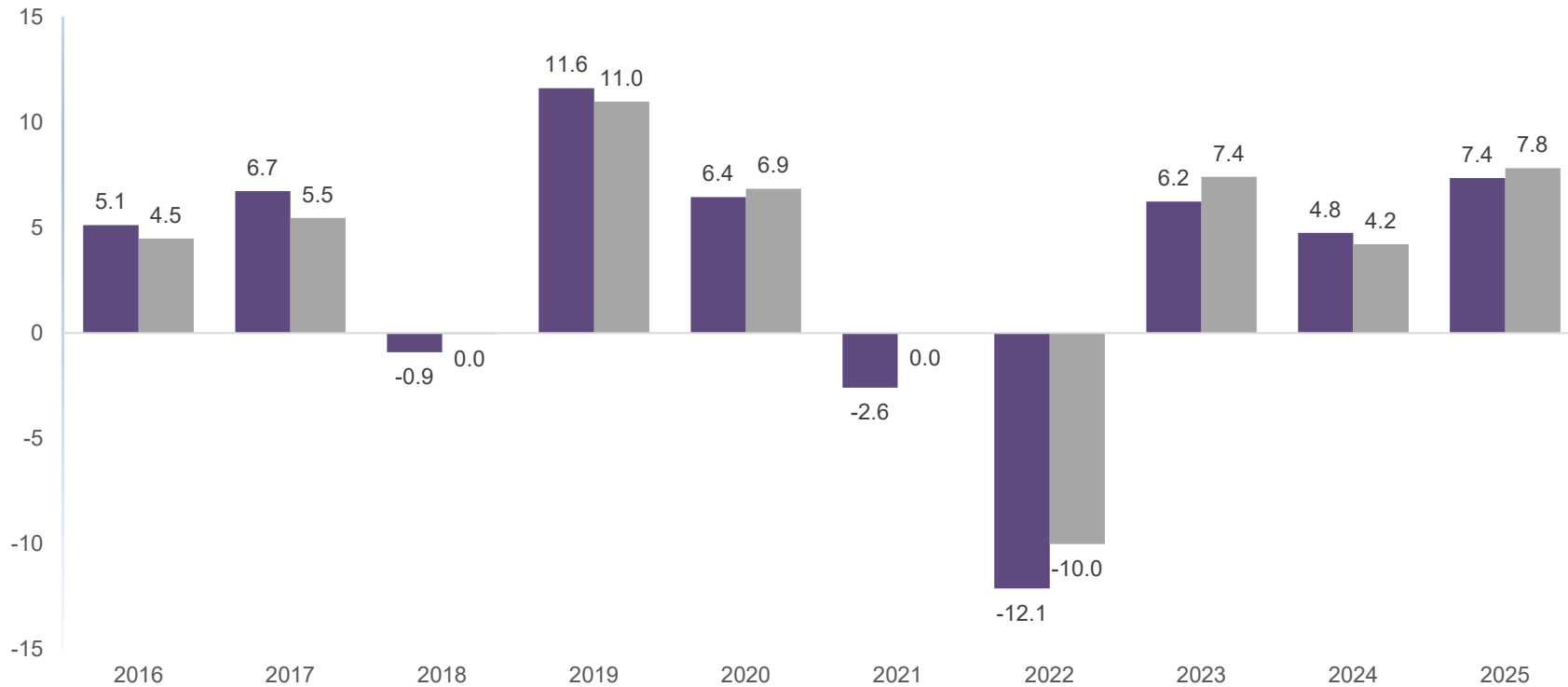
**It can help you to assess how the fund has been managed in the past.**

**Performance is shown after deduction of ongoing charges. Any entry and exit charges are excluded from the calculation.**

## Calendar year performance (%)

Share class inception date : 16 October 2013

This chart shows the fund's performance as the percentage loss or gain per year over the last 10 years against its benchmark. It can help you to assess how the fund has been managed in the past and compare it to its benchmark.



● Shareclass : Fullerton Lux Funds - Asian Bonds Class I (USD) Accumulation (LU0790902398)

○ Benchmark : JACI Investment Grade Total Return Index

**Past performance is not a reliable indicator of future performance. Markets could develop very differently in the future.**

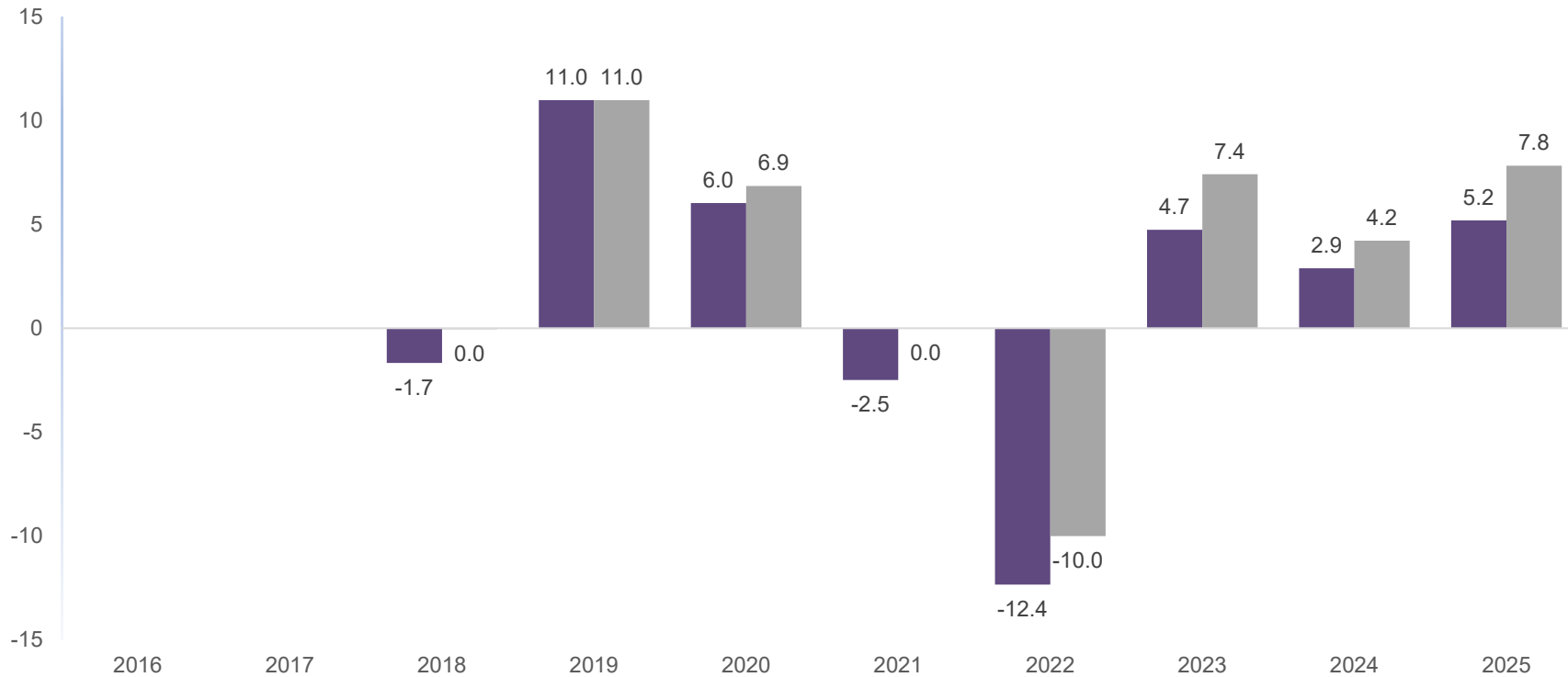
**It can help you to assess how the fund has been managed in the past.**

**Performance is shown after deduction of ongoing charges. Any entry and exit charges are excluded from the calculation.**

## Calendar year performance (%)

Share class inception date : 30 November 2017

**This chart shows the fund's performance as the percentage loss or gain per year over the last 10 years against its benchmark. It can help you to assess how the fund has been managed in the past and compare it to its benchmark.**



● Shareclass : Fullerton Lux Funds - Asian Bonds Class I (SGD Hedged) Accumulation (LU1717046855)

○ Benchmark : JACI Investment Grade Total Return Index

**Past performance is not a reliable indicator of future performance. Markets could develop very differently in the future.**

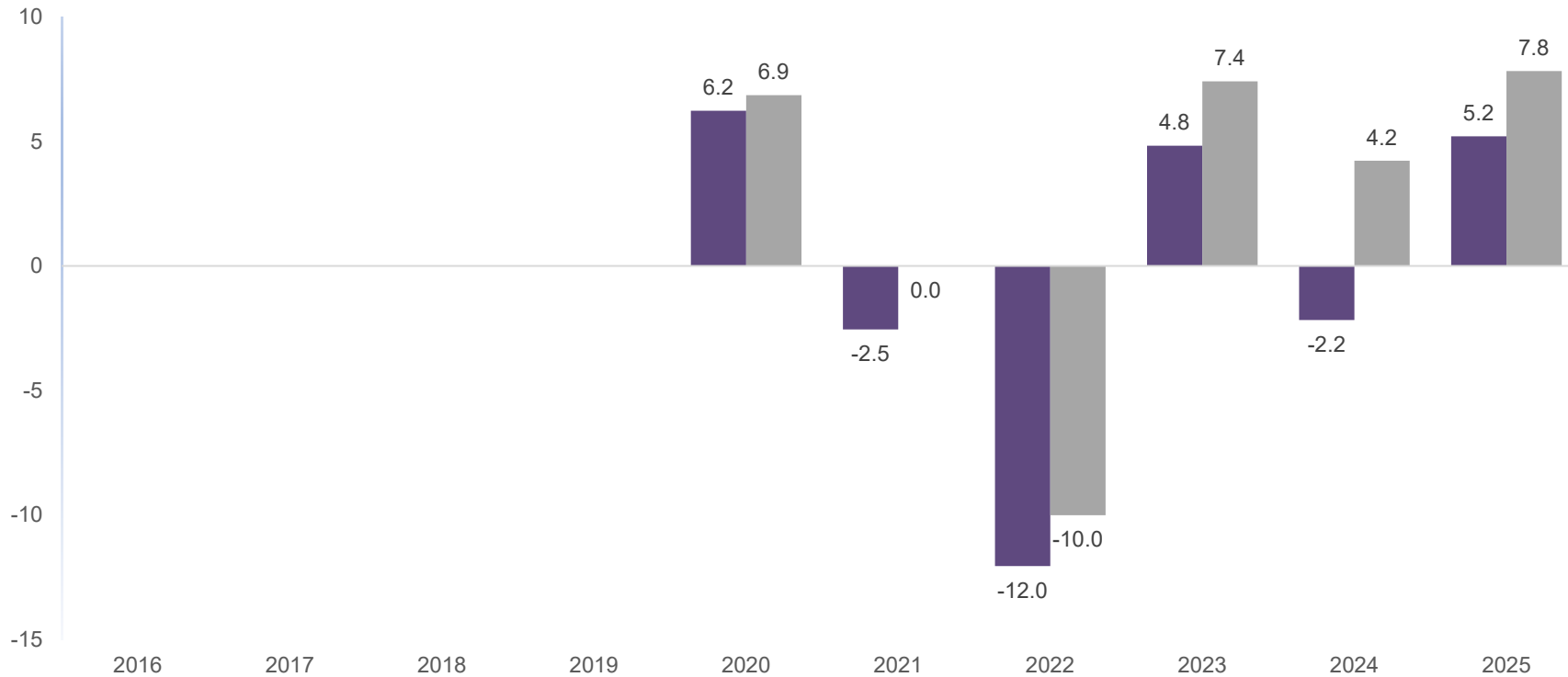
**It can help you to assess how the fund has been managed in the past.**

**Performance is shown after deduction of ongoing charges. Any entry and exit charges are excluded from the calculation.**

## Calendar year performance (%)

Share class inception date : 21 February 2019

**This chart shows the fund's performance as the percentage loss or gain per year over the last 10 years against its benchmark. It can help you to assess how the fund has been managed in the past and compare it to its benchmark.**



● Shareclass : Fullerton Lux Funds - Asian Bonds Class R (SGD Hedged) Distribution (LU1293085590)

○ Benchmark : JACI Investment Grade Total Return Index

**Past performance is not a reliable indicator of future performance. Markets could develop very differently in the future.**

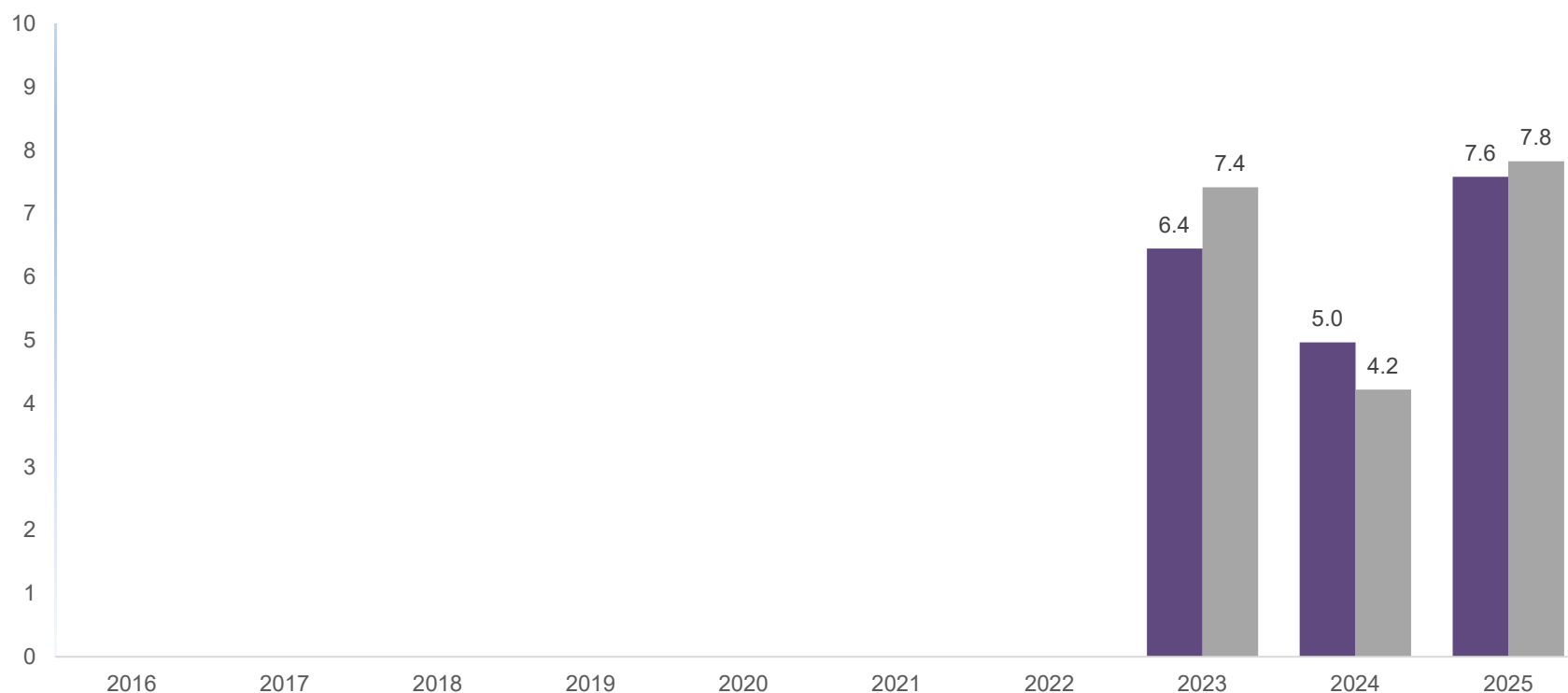
**It can help you to assess how the fund has been managed in the past.**

**Performance is shown after deduction of ongoing charges. Any entry and exit charges are excluded from the calculation.**

## Calendar year performance (%)

Share class inception date : 7 June 2022

**This chart shows the fund's performance as the percentage loss or gain per year over the last 10 years against its benchmark. It can help you to assess how the fund has been managed in the past and compare it to its benchmark.**



● Shareclass : Fullerton Lux Funds - Asian Bonds Class J-1 (USD) Accumulation (LU2399674261)

○ Benchmark : JACI Investment Grade Total Return Index

**Past performance is not a reliable indicator of future performance. Markets could develop very differently in the future.**

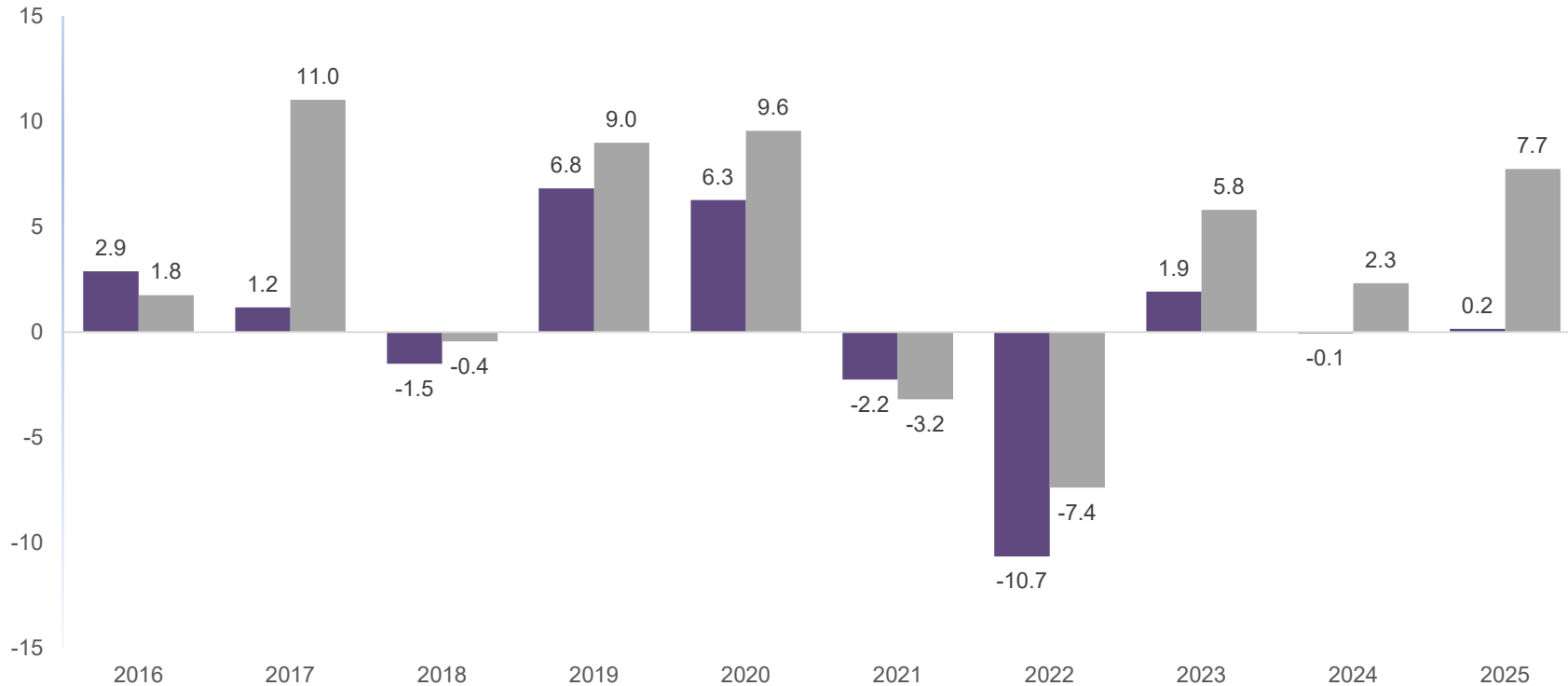
**It can help you to assess how the fund has been managed in the past.**

**Performance is shown after deduction of ongoing charges. Any entry and exit charges are excluded from the calculation.**

## Calendar year performance (%)

Share class inception date : 15 April 2011

**This chart shows the fund's performance as the percentage loss or gain per year over the last 10 years against its benchmark. It can help you to assess how the fund has been managed in the past and compare it to its benchmark.**



● Shareclass : Fullerton Lux Funds - Asian Currency Bonds Class A (SGD) Distribution (LU0543882921)

○ Benchmark : Markit iBoxx ALBI (USD Unhedged) Index

**Past performance is not a reliable indicator of future performance. Markets could develop very differently in the future.**

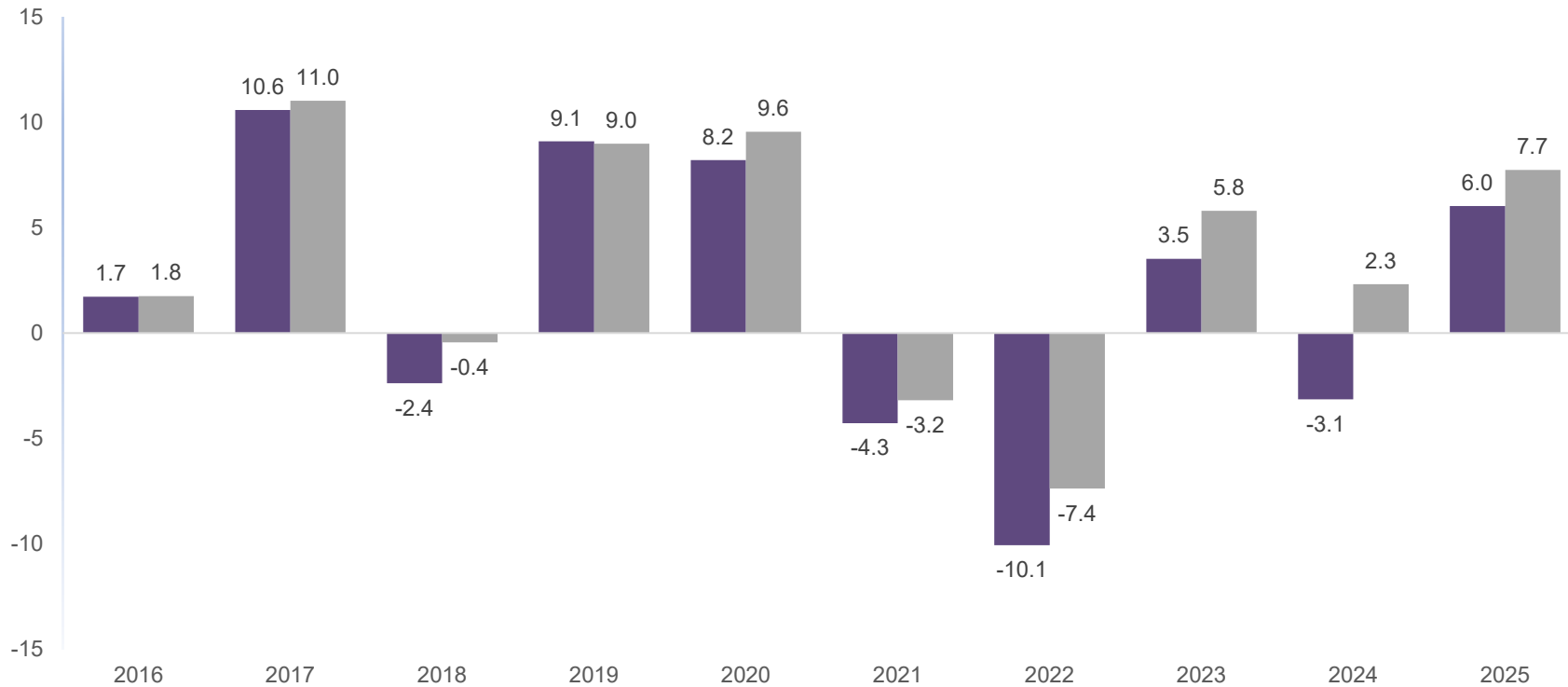
**It can help you to assess how the fund has been managed in the past.**

**Performance is shown after deduction of ongoing charges. Any entry and exit charges are excluded from the calculation.**

## Calendar year performance (%)

Share class inception date : 16 October 2013

This chart shows the fund's performance as the percentage loss or gain per year over the last 10 years against its benchmark. It can help you to assess how the fund has been managed in the past and compare it to its benchmark.



● Shareclass : Fullerton Lux Funds - Asian Currency Bonds Class A (USD) Distribution (LU0543882848)

○ Benchmark : Markit iBoxx ALBI (USD Unhedged) Index

**Past performance is not a reliable indicator of future performance. Markets could develop very differently in the future.**

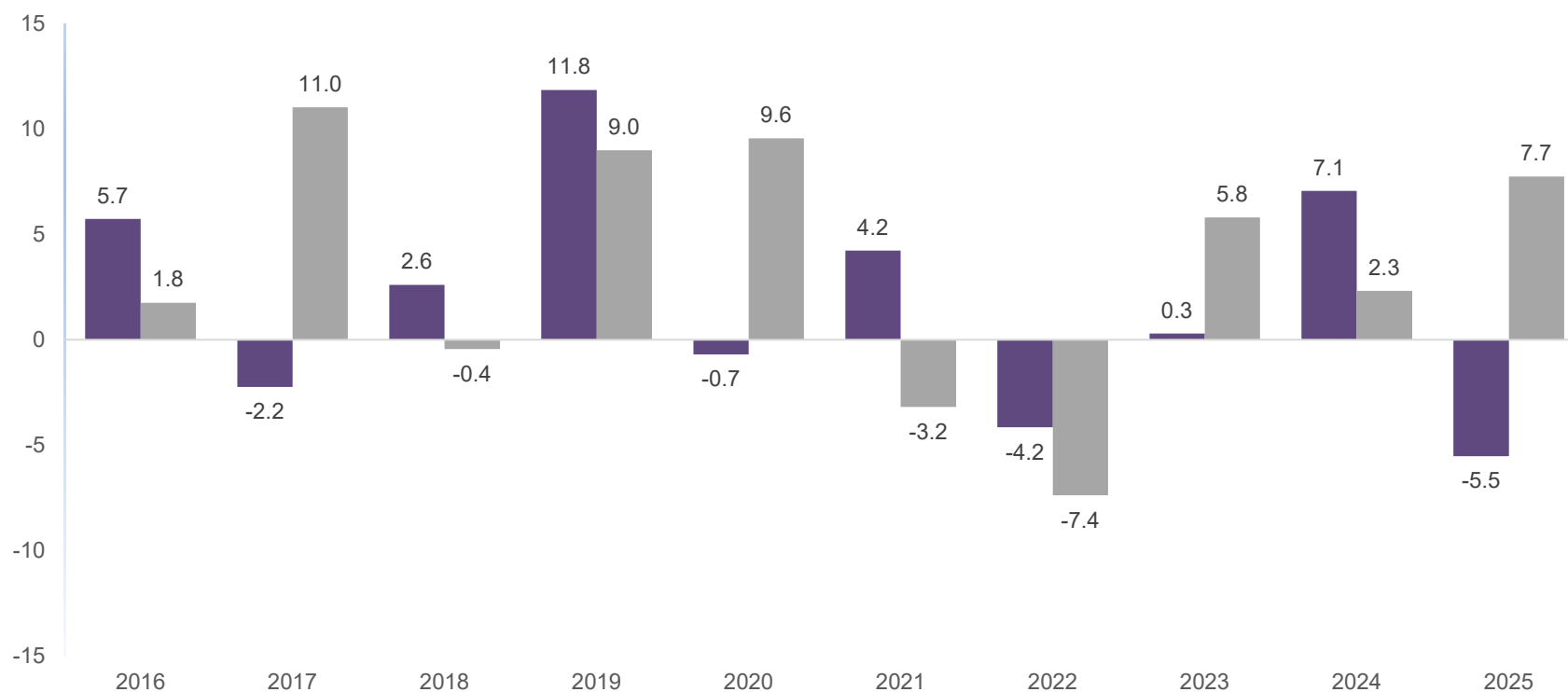
**It can help you to assess how the fund has been managed in the past.**

**Performance is shown after deduction of ongoing charges. Any entry and exit charges are excluded from the calculation.**

## Calendar year performance (%)

Share class inception date : 6 October 2010

**This chart shows the fund's performance as the percentage loss or gain per year over the last 10 years against its benchmark. It can help you to assess how the fund has been managed in the past and compare it to its benchmark.**



● Shareclass : Fullerton Lux Funds - Asian Currency Bonds Class I (EUR) Accumulation (LU0543883226)

○ Benchmark : Markit iBoxx ALBI (USD Unhedged) Index

**Past performance is not a reliable indicator of future performance. Markets could develop very differently in the future.**

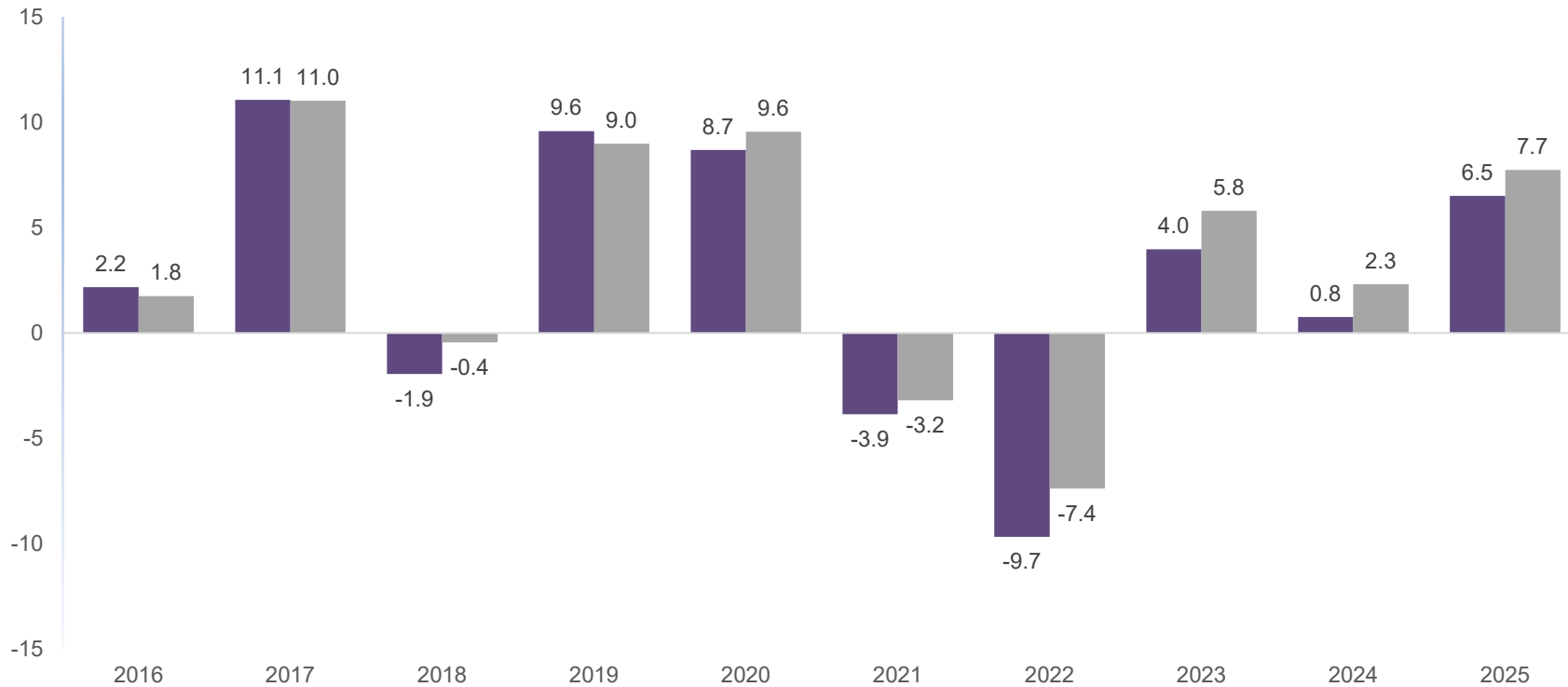
**It can help you to assess how the fund has been managed in the past.**

**Performance is shown after deduction of ongoing charges. Any entry and exit charges are excluded from the calculation.**

## Calendar year performance (%)

Share class inception date : 6 October 2010

This chart shows the fund's performance as the percentage loss or gain per year over the last 10 years against its benchmark. It can help you to assess how the fund has been managed in the past and compare it to its benchmark.



● Shareclass : Fullerton Lux Funds - Asian Currency Bonds Class I (USD) Accumulation (LU0543883143)

○ Benchmark : Markit iBoxx ALBI (USD Unhedged) Index

**Past performance is not a reliable indicator of future performance. Markets could develop very differently in the future.**

**It can help you to assess how the fund has been managed in the past.**

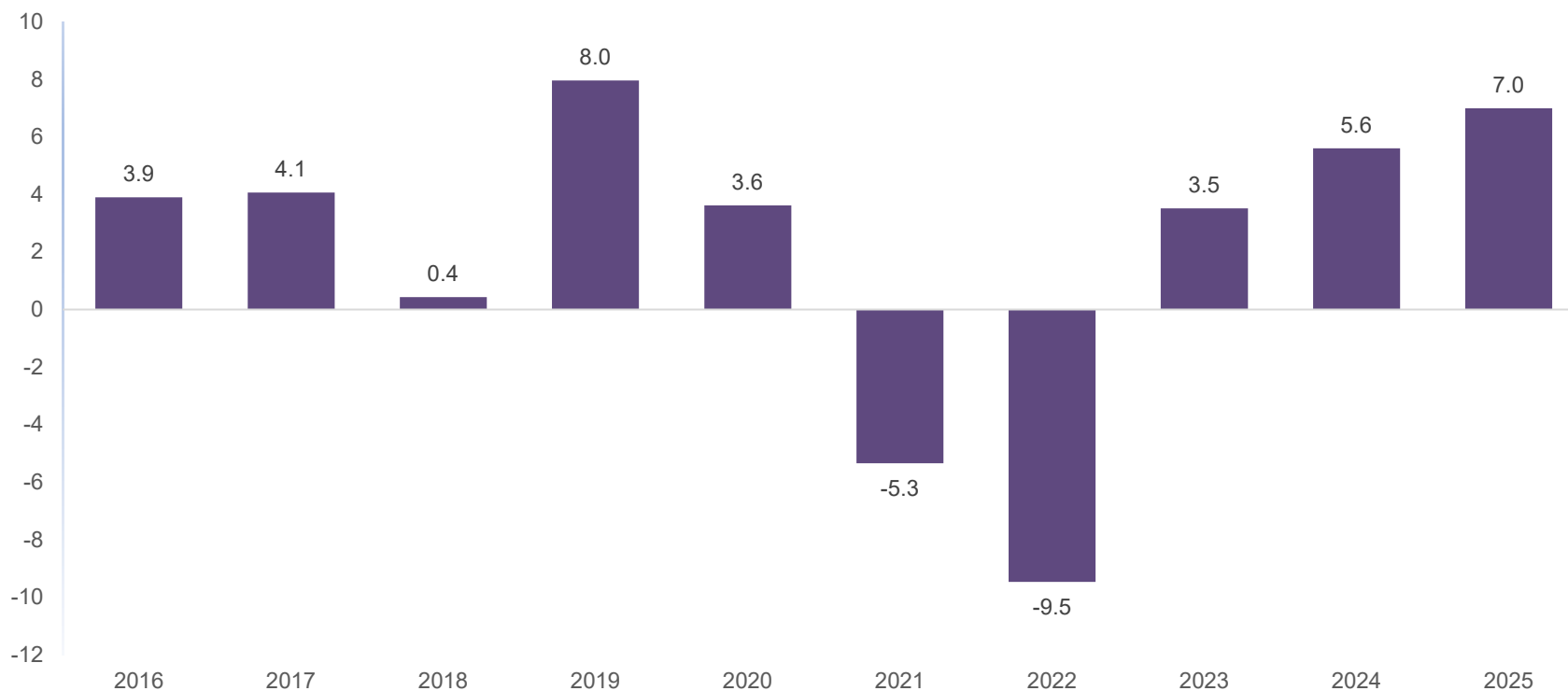
**Performance is shown after deduction of ongoing charges. Any entry and exit charges are excluded from the calculation.**

## Calendar year performance (%)

Share class inception date : 18 October 2013

**This chart shows the fund's performance as the percentage loss or gain per year over the last 10 years.**

**It can help you to assess how the fund has been managed in the past.**



● Shareclass : Fullerton Lux Funds - Asian Short Duration Bonds Class A (USD) Accumulation (LU0960982600)

**Past performance is not a reliable indicator of future performance. Markets could develop very differently in the future.**

**It can help you to assess how the fund has been managed in the past.**

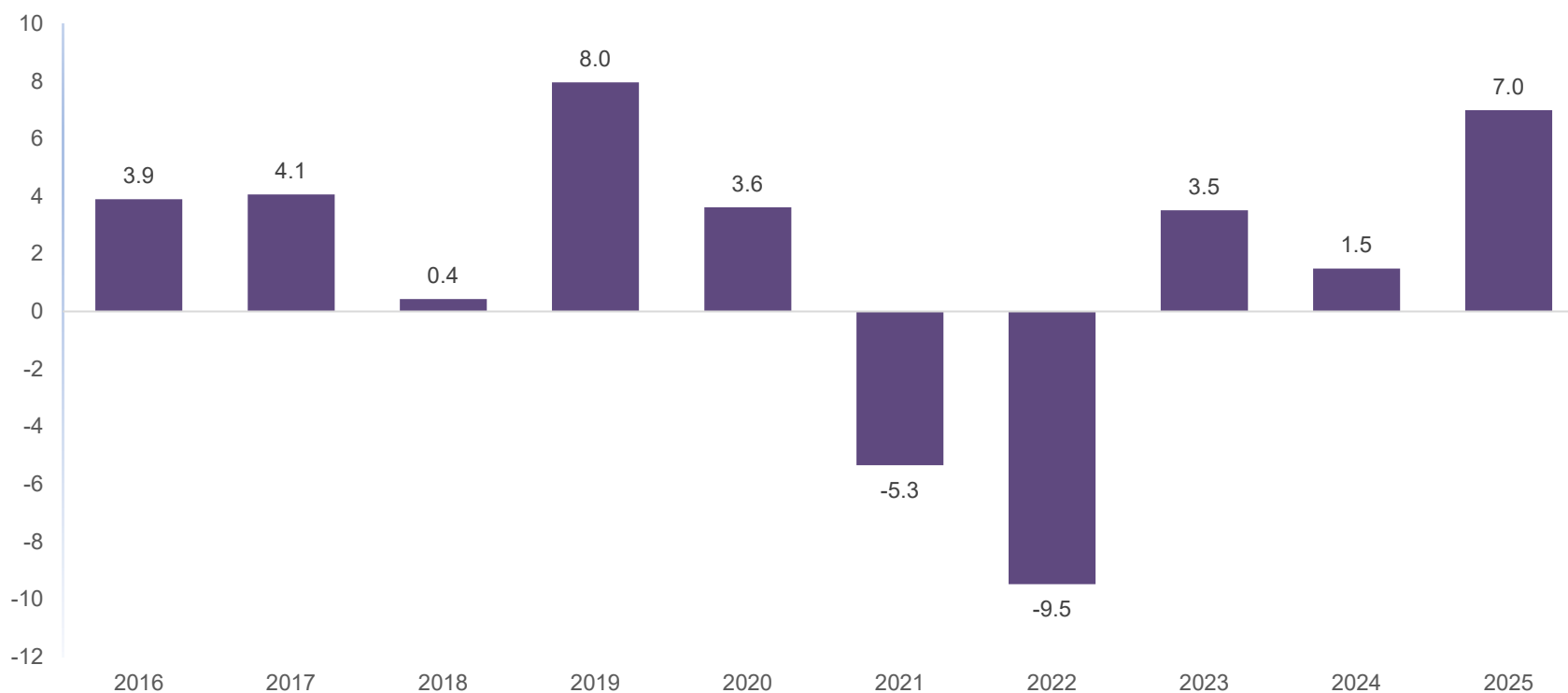
**Performance is shown after deduction of ongoing charges. Any entry and exit charges are excluded from the calculation.**

## Calendar year performance (%)

Share class inception date : 8 January 2014

**This chart shows the fund's performance as the percentage loss or gain per year over the last 10 years.**

**It can help you to assess how the fund has been managed in the past.**



● Shareclass : Fullerton Lux Funds - Asian Short Duration Bonds Class A (USD) Distribution (LU0991972695)

**Past performance is not a reliable indicator of future performance. Markets could develop very differently in the future.**

**It can help you to assess how the fund has been managed in the past.**

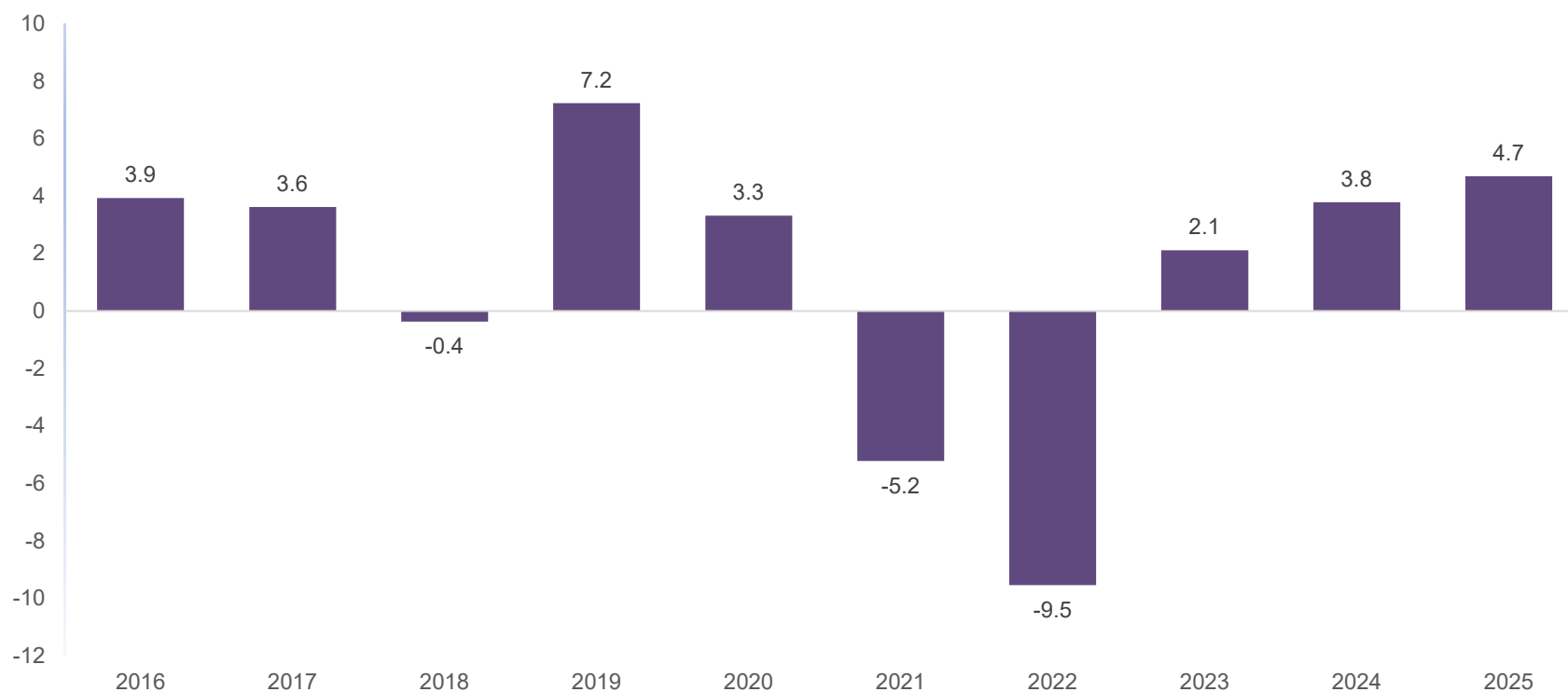
**Performance is shown after deduction of ongoing charges. Any entry and exit charges are excluded from the calculation.**

## Calendar year performance (%)

Share class inception date : 10 June 2014

**This chart shows the fund's performance as the percentage loss or gain per year over the last 10 years.**

**It can help you to assess how the fund has been managed in the past.**



● Shareclass : Fullerton Lux Funds - Asian Short Duration Bonds Class A (SGD Hedged) Accumulation (LU1015492678)

**Past performance is not a reliable indicator of future performance. Markets could develop very differently in the future.**

**It can help you to assess how the fund has been managed in the past.**

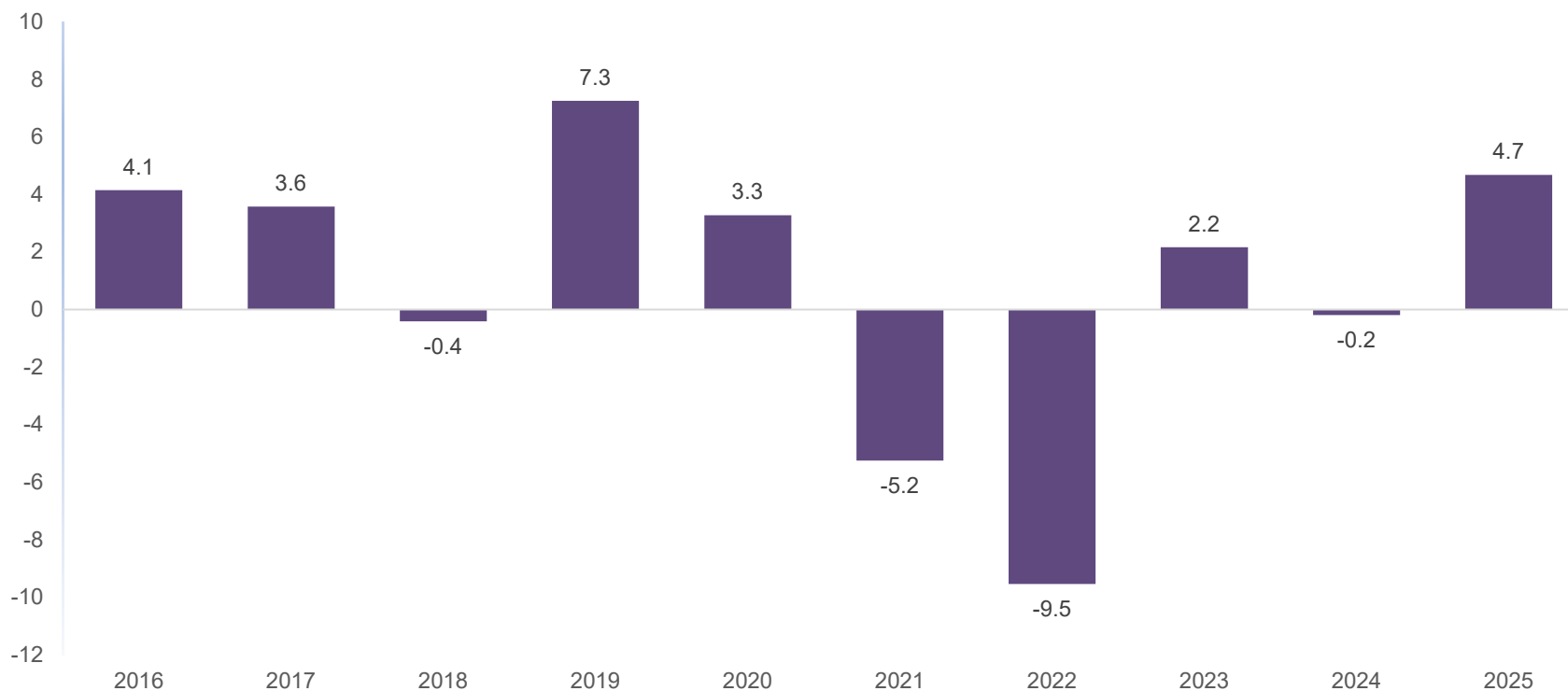
**Performance is shown after deduction of ongoing charges. Any entry and exit charges are excluded from the calculation.**

## Calendar year performance (%)

Share class inception date : 18 October 2013

**This chart shows the fund's performance as the percentage loss or gain per year over the last 10 years.**

**It can help you to assess how the fund has been managed in the past.**



● Shareclass : Fullerton Lux Funds - Asian Short Duration Bonds Class A (SGD Hedged) Distribution (LU0965069965)

**Past performance is not a reliable indicator of future performance. Markets could develop very differently in the future.**

**It can help you to assess how the fund has been managed in the past.**

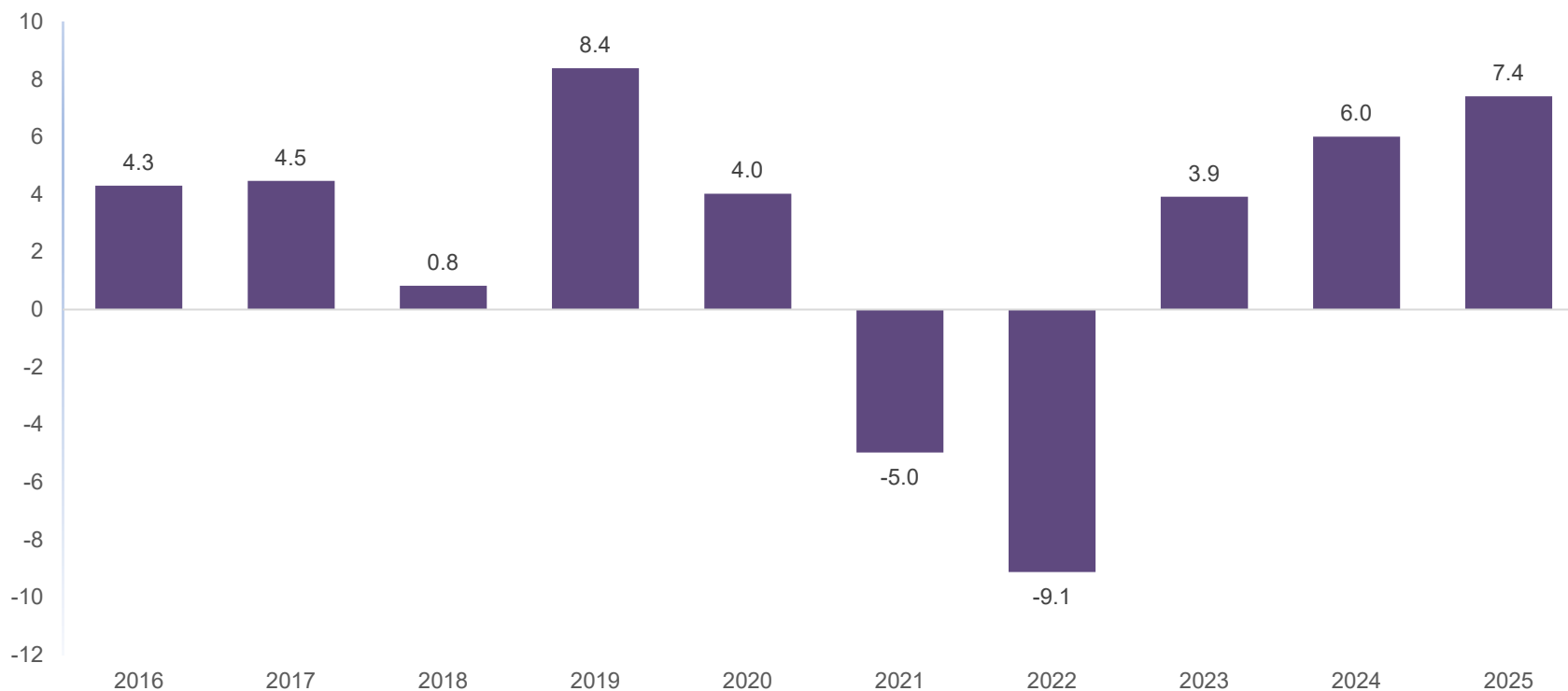
**Performance is shown after deduction of ongoing charges. Any entry and exit charges are excluded from the calculation.**

## Calendar year performance (%)

Share class inception date : 18 October 2013

**This chart shows the fund's performance as the percentage loss or gain per year over the last 10 years.**

**It can help you to assess how the fund has been managed in the past.**



● Shareclass : Fullerton Lux Funds - Asian Short Duration Bonds Class I (USD) Accumulation (LU0965069700)

**Past performance is not a reliable indicator of future performance. Markets could develop very differently in the future.**

**It can help you to assess how the fund has been managed in the past.**

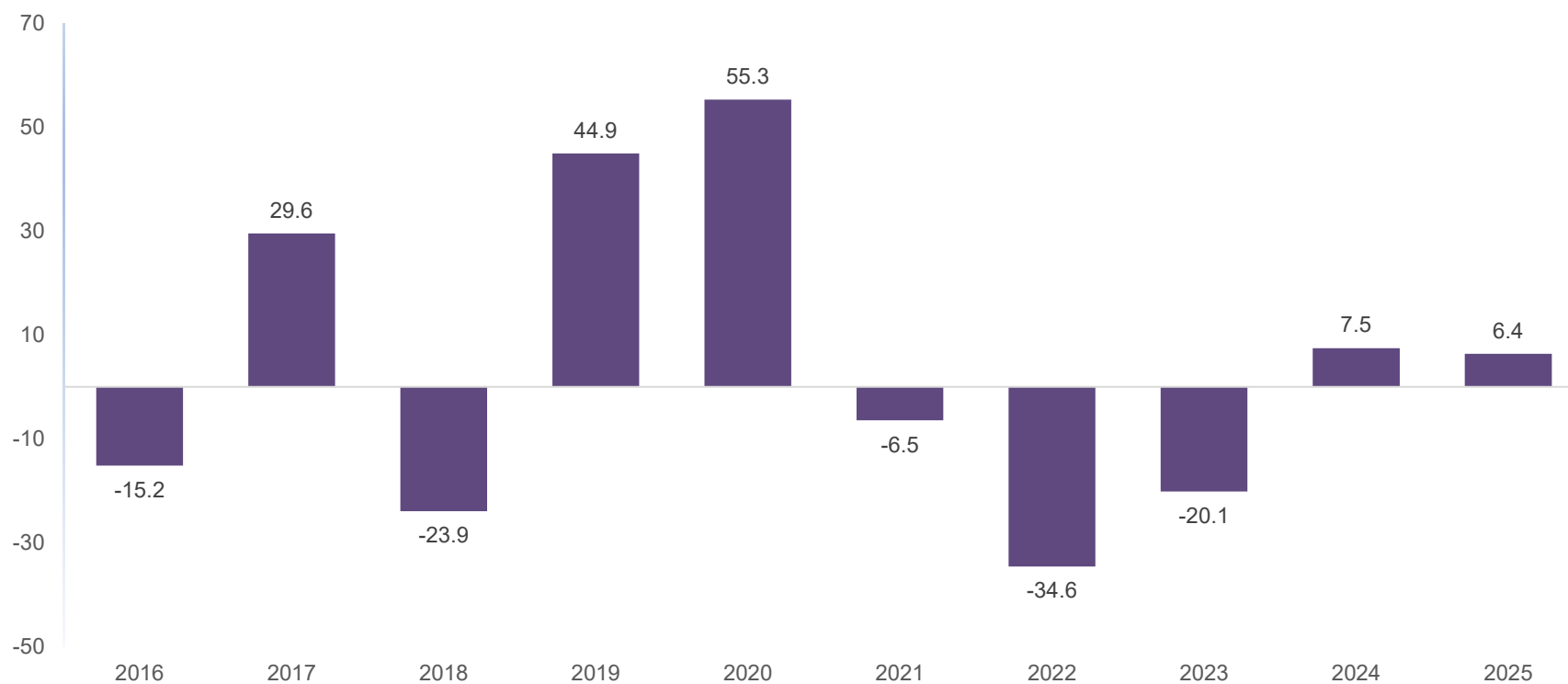
**Performance is shown after deduction of ongoing charges. Any entry and exit charges are excluded from the calculation.**

## Calendar year performance (%)

Share class inception date : 10 November 2014

**This chart shows the fund's performance as the percentage loss or gain per year over the last 10 years.**

**It can help you to assess how the fund has been managed in the past.**



● Shareclass : Fullerton Lux Funds - China Equities Class A (USD) Accumulation (LU1064131003)

**Past performance is not a reliable indicator of future performance. Markets could develop very differently in the future.**

**It can help you to assess how the fund has been managed in the past.**

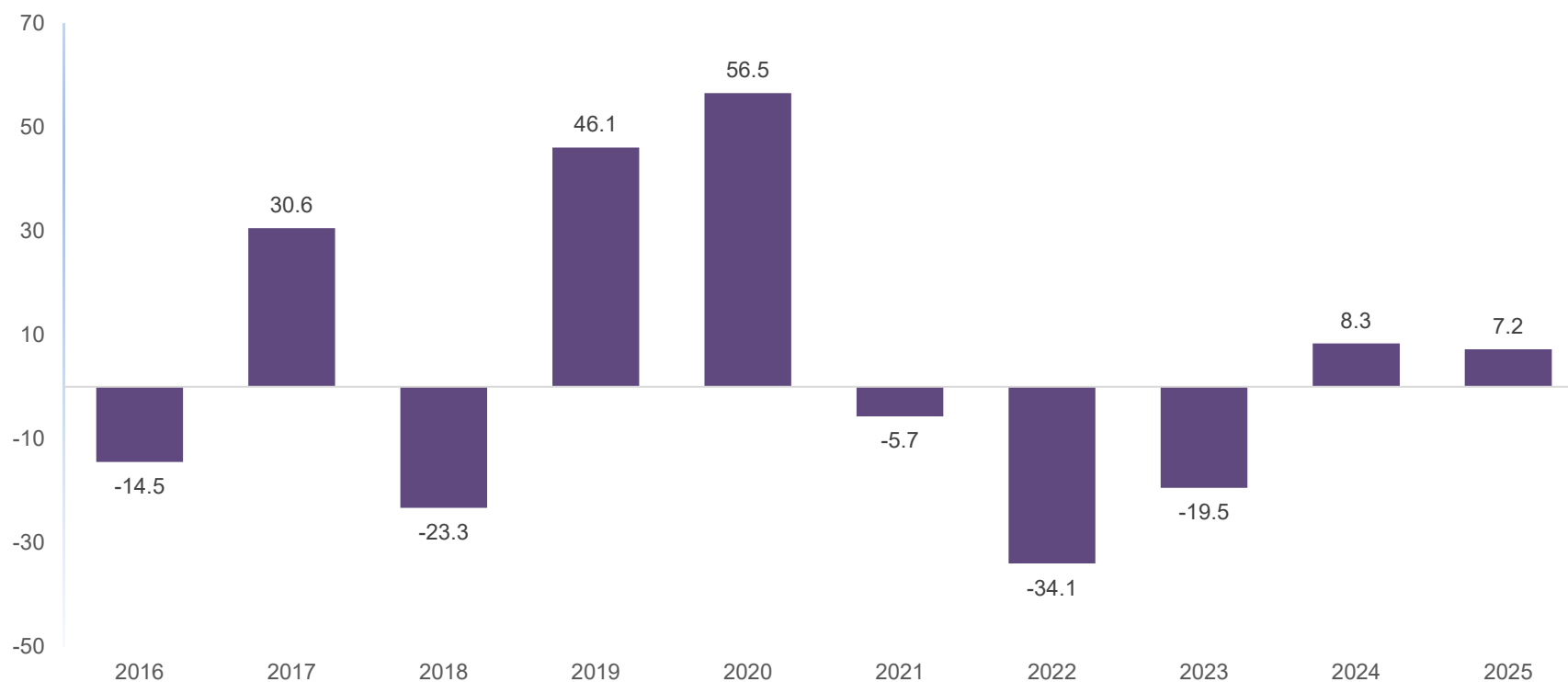
**Performance is shown after deduction of ongoing charges. Any entry and exit charges are excluded from the calculation.**

## Calendar year performance (%)

Share class inception date : 10 November 2014

**This chart shows the fund's performance as the percentage loss or gain per year over the last 10 years.**

**It can help you to assess how the fund has been managed in the past.**



● Shareclass : Fullerton Lux Funds - China Equities Class I (USD) Accumulation (LU1064130708)

**Past performance is not a reliable indicator of future performance. Markets could develop very differently in the future.**

**It can help you to assess how the fund has been managed in the past.**

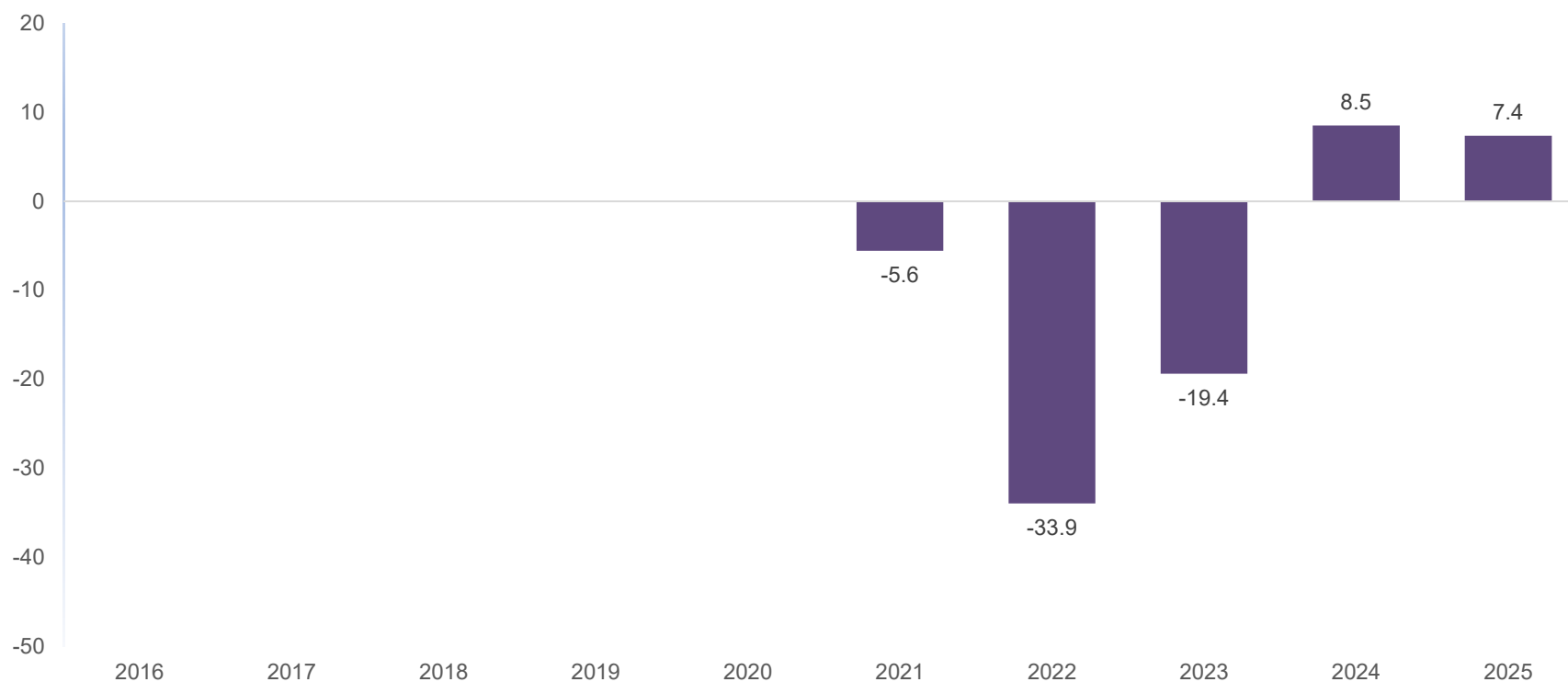
**Performance is shown after deduction of ongoing charges. Any entry and exit charges are excluded from the calculation.**

## Calendar year performance (%)

Share class inception date : 8 May 2020

This chart shows the fund's performance as the percentage loss or gain per year over the last 10 years.

It can help you to assess how the fund has been managed in the past.



● Shareclass : Fullerton Lux Funds - China Equities Class R (USD) Accumulation (LU2148510915)

**Past performance is not a reliable indicator of future performance. Markets could develop very differently in the future.**

**It can help you to assess how the fund has been managed in the past.**

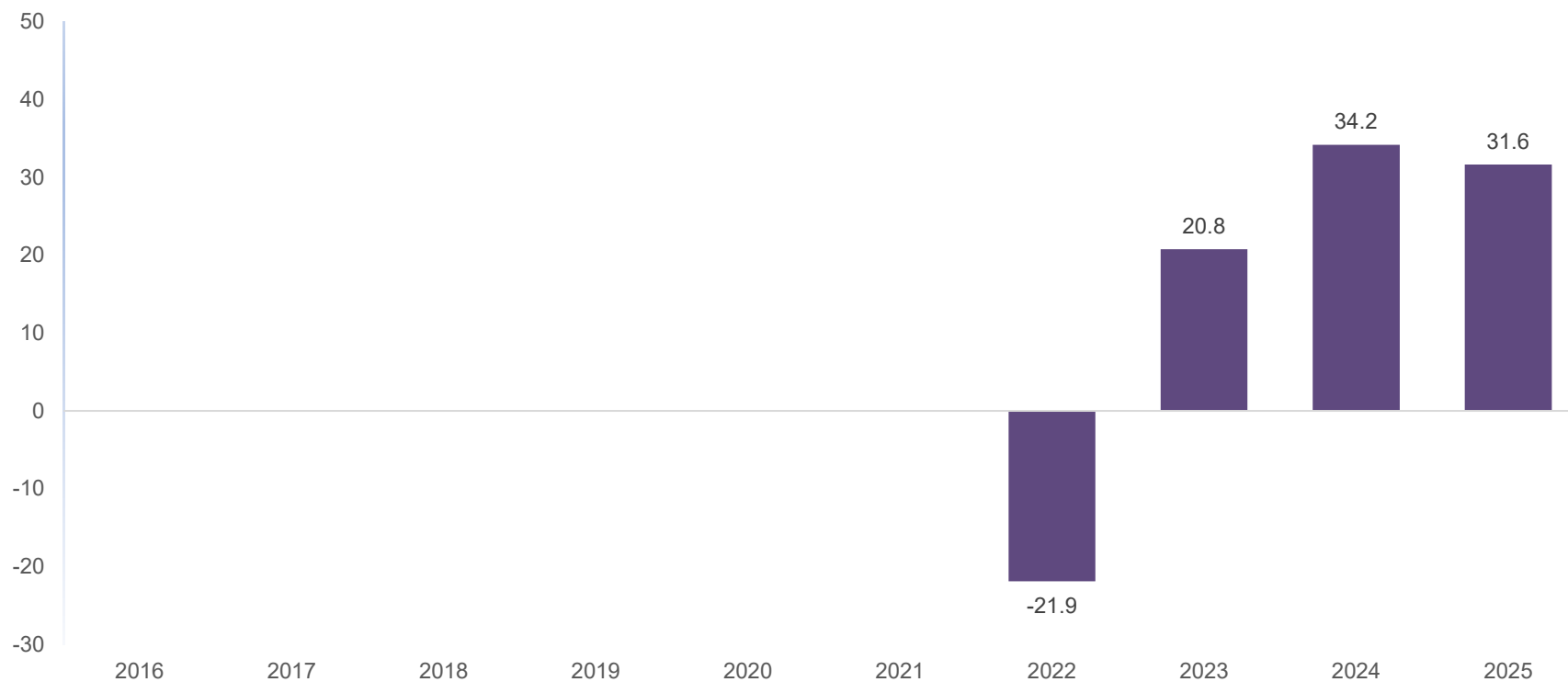
**Performance is shown after deduction of ongoing charges. Any entry and exit charges are excluded from the calculation.**

## Calendar year performance (%)

Share class inception date : 30 July 2021

**This chart shows the fund's performance as the percentage loss or gain per year over the last 10 years.**

**It can help you to assess how the fund has been managed in the past.**



● Shareclass : Fullerton Lux Funds - Global Absolute Alpha Class A (USD) Accumulation (LU1064131342)

**Past performance is not a reliable indicator of future performance. Markets could develop very differently in the future.**

**It can help you to assess how the fund has been managed in the past.**

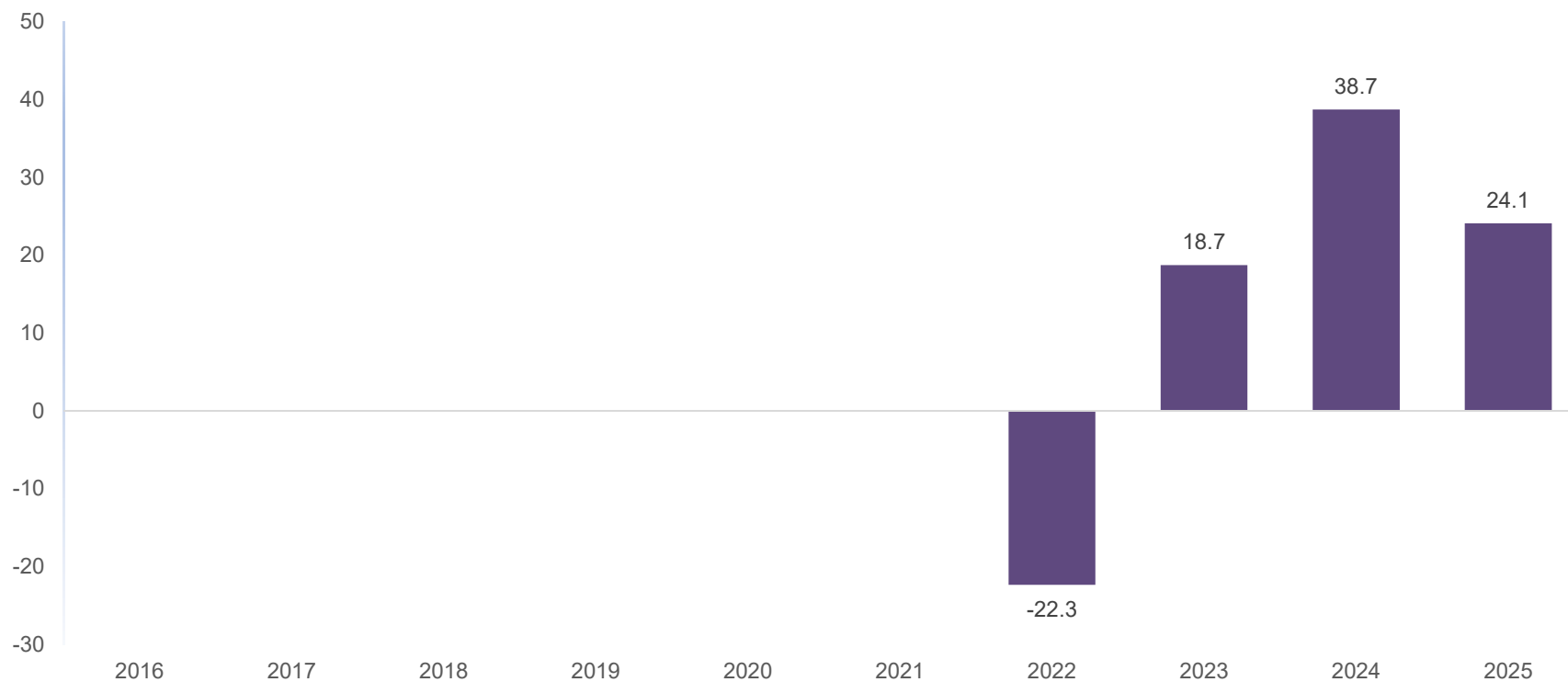
**Performance is shown after deduction of ongoing charges. Any entry and exit charges are excluded from the calculation.**

## Calendar year performance (%)

Share class inception date : 11 February 2021

**This chart shows the fund's performance as the percentage loss or gain per year over the last 10 years.**

**It can help you to assess how the fund has been managed in the past.**



● Shareclass : Fullerton Lux Funds - Global Absolute Alpha Class A (SGD) Accumulation (LU2264538146)

**Past performance is not a reliable indicator of future performance. Markets could develop very differently in the future.**

**It can help you to assess how the fund has been managed in the past.**

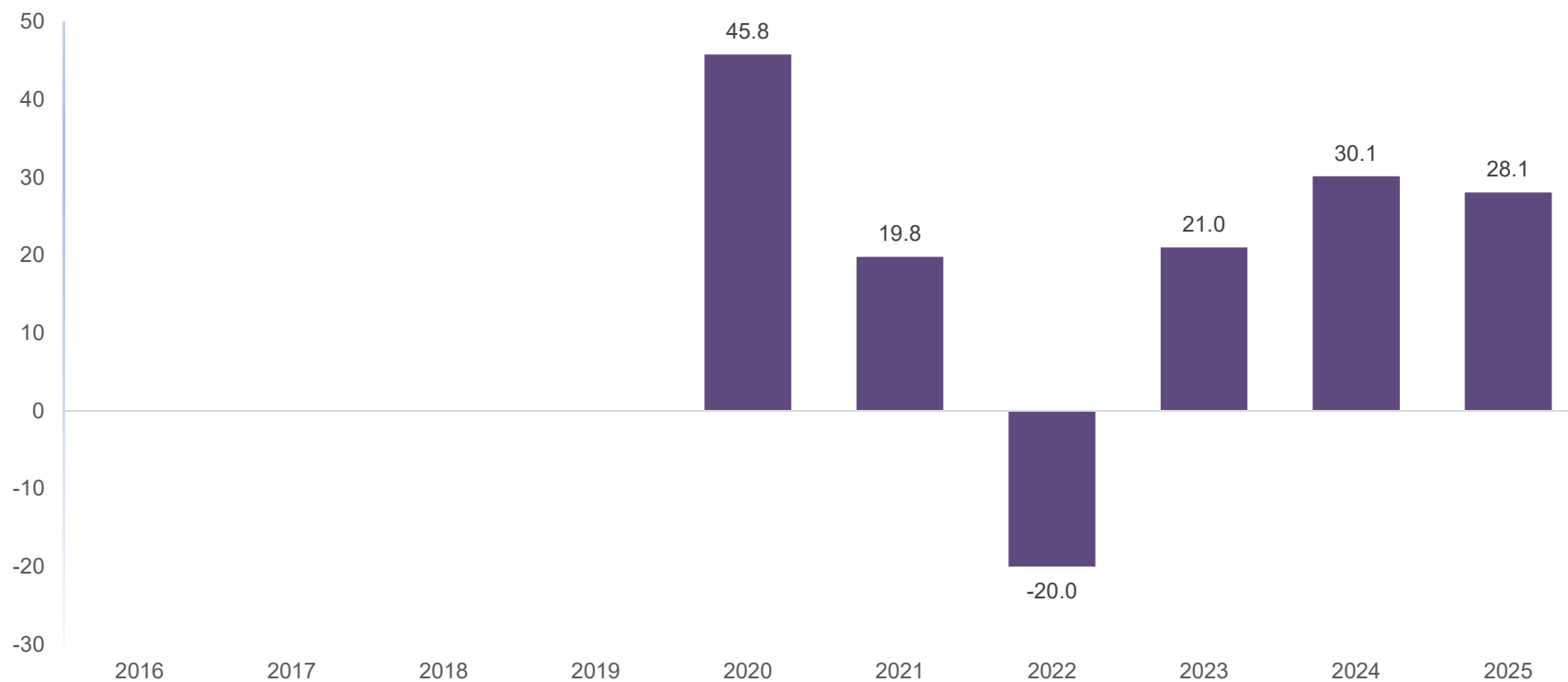
**Performance is shown after deduction of ongoing charges. Any entry and exit charges are excluded from the calculation.**

## Calendar year performance (%)

Share class inception date : 18 June 2019

**This chart shows the fund's performance as the percentage loss or gain per year over the last 10 years.**

**It can help you to assess how the fund has been managed in the past.**



● Shareclass : Fullerton Lux Funds - Global Absolute Alpha Class I (USD) Accumulation (LU1988902786)

**Past performance is not a reliable indicator of future performance. Markets could develop very differently in the future.**

**It can help you to assess how the fund has been managed in the past.**

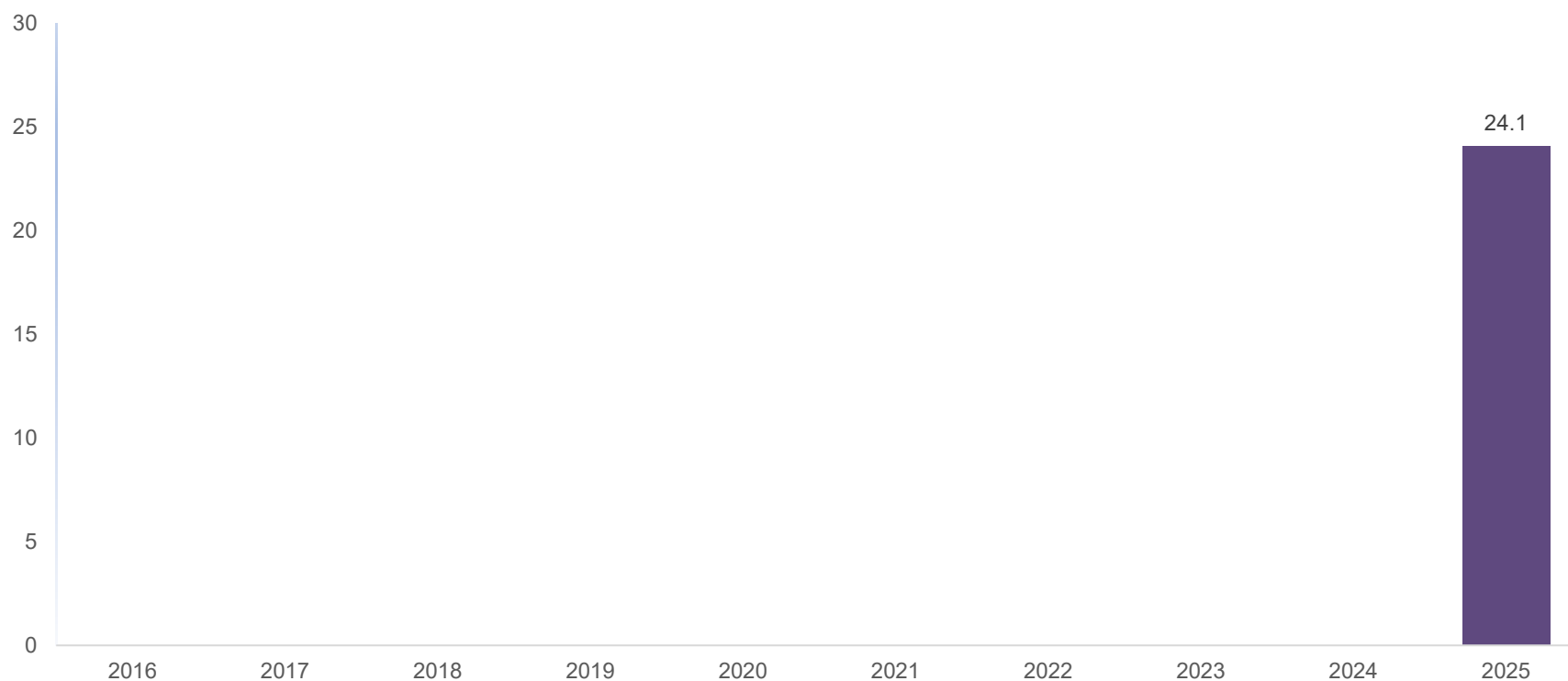
**Performance is shown after deduction of ongoing charges. Any entry and exit charges are excluded from the calculation.**

## Calendar year performance (%)

Share class inception date : 14 October 2024

**This chart shows the fund's performance as the percentage loss or gain per year over the last 10 years.**

**It can help you to assess how the fund has been managed in the past.**



● Shareclass : Fullerton Lux Funds - Global Absolute Alpha Class A (SGD) Distribution (LU2855512690)

**Past performance is not a reliable indicator of future performance. Markets could develop very differently in the future.**

**It can help you to assess how the fund has been managed in the past.**

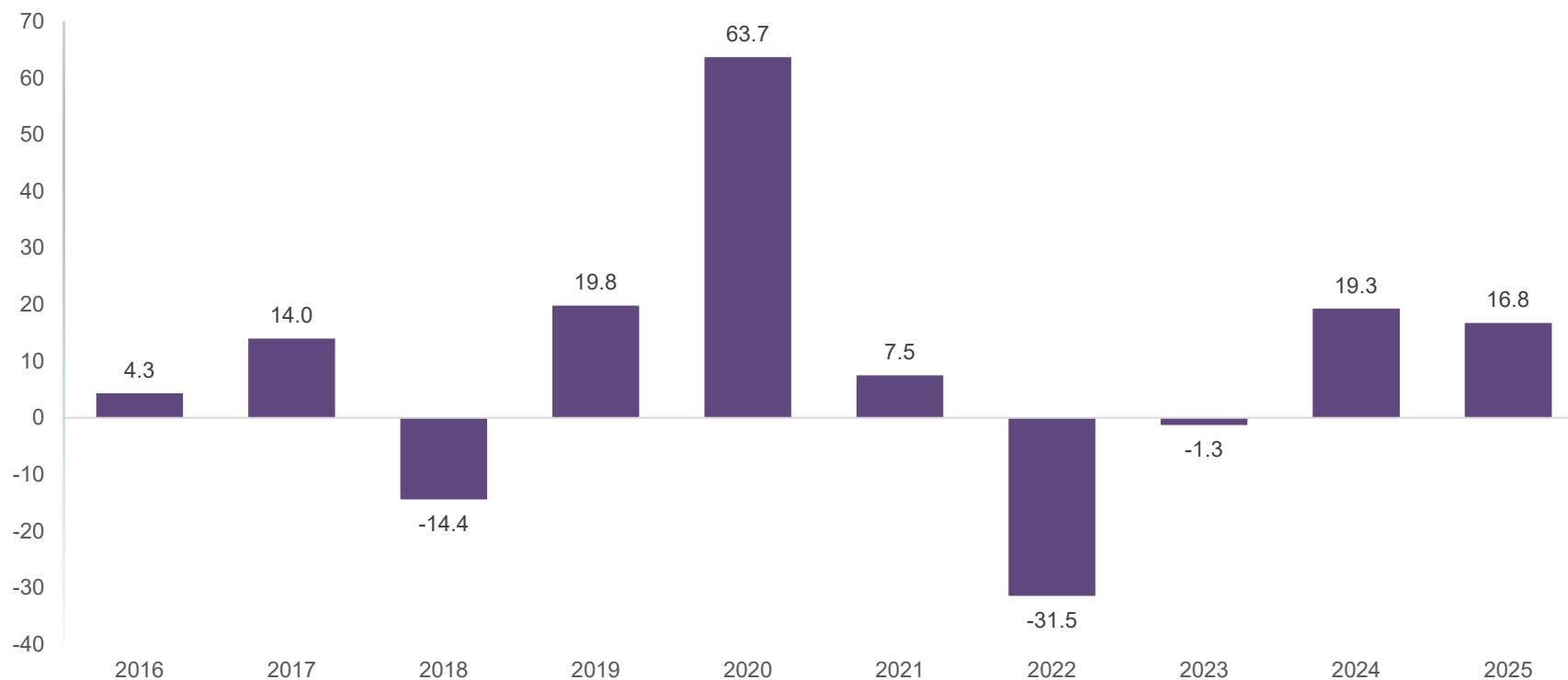
**Performance is shown after deduction of ongoing charges. Any entry and exit charges are excluded from the calculation.**

## Calendar year performance (%)

Share class inception date : 25 June 2015

**This chart shows the fund's performance as the percentage loss or gain per year over the last 10 years.**

**It can help you to assess how the fund has been managed in the past.**



● Shareclass : Fullerton Lux Funds - Asia Absolute Alpha Class A (SGD) Accumulation (LU1242518931)

**Past performance is not a reliable indicator of future performance. Markets could develop very differently in the future.**

**It can help you to assess how the fund has been managed in the past.**

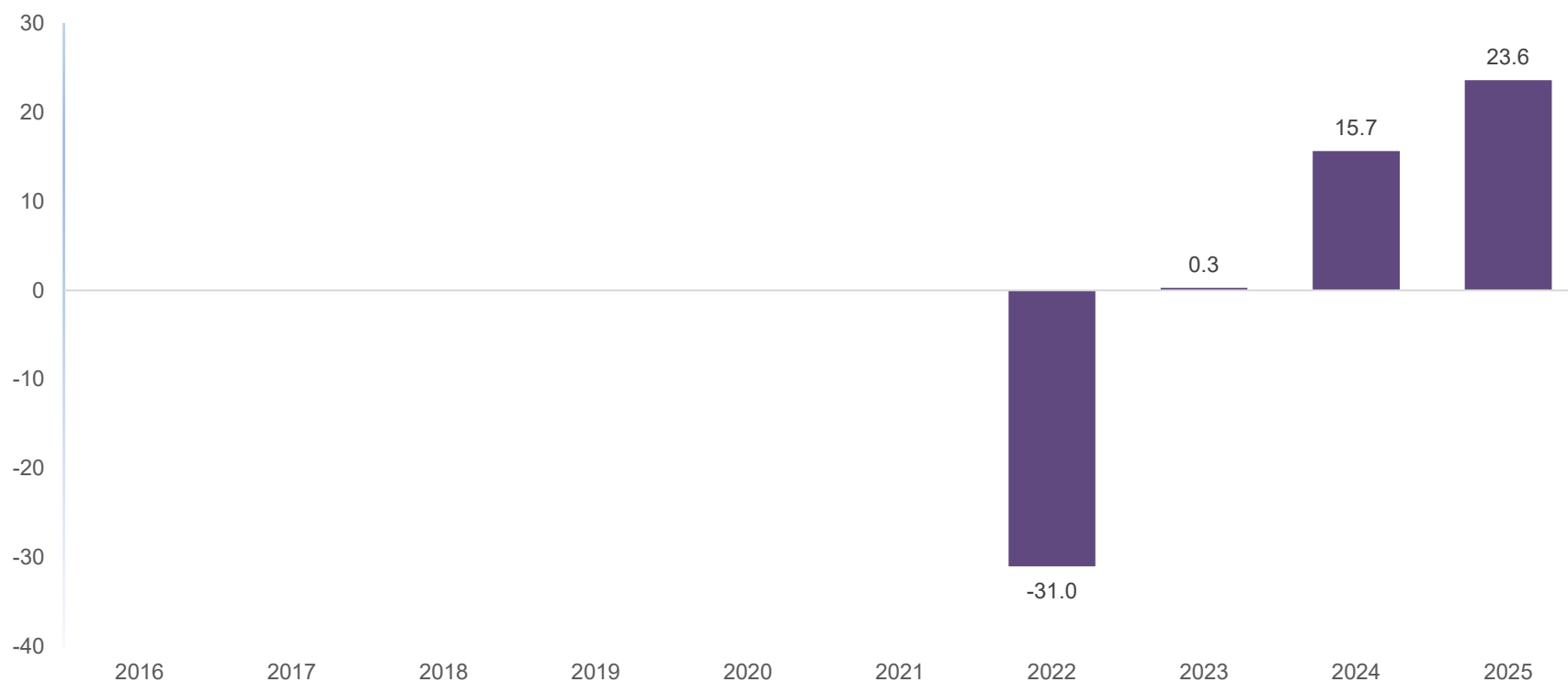
**Performance is shown after deduction of ongoing charges. Any entry and exit charges are excluded from the calculation.**

## Calendar year performance (%)

Share class inception date : 24 June 2021

**This chart shows the fund's performance as the percentage loss or gain per year over the last 10 years.**

**It can help you to assess how the fund has been managed in the past.**



● Shareclass : Fullerton Lux Funds - Asia Absolute Alpha Class A (USD) Accumulation (LU0979878070)

**Past performance is not a reliable indicator of future performance. Markets could develop very differently in the future.**

**It can help you to assess how the fund has been managed in the past.**

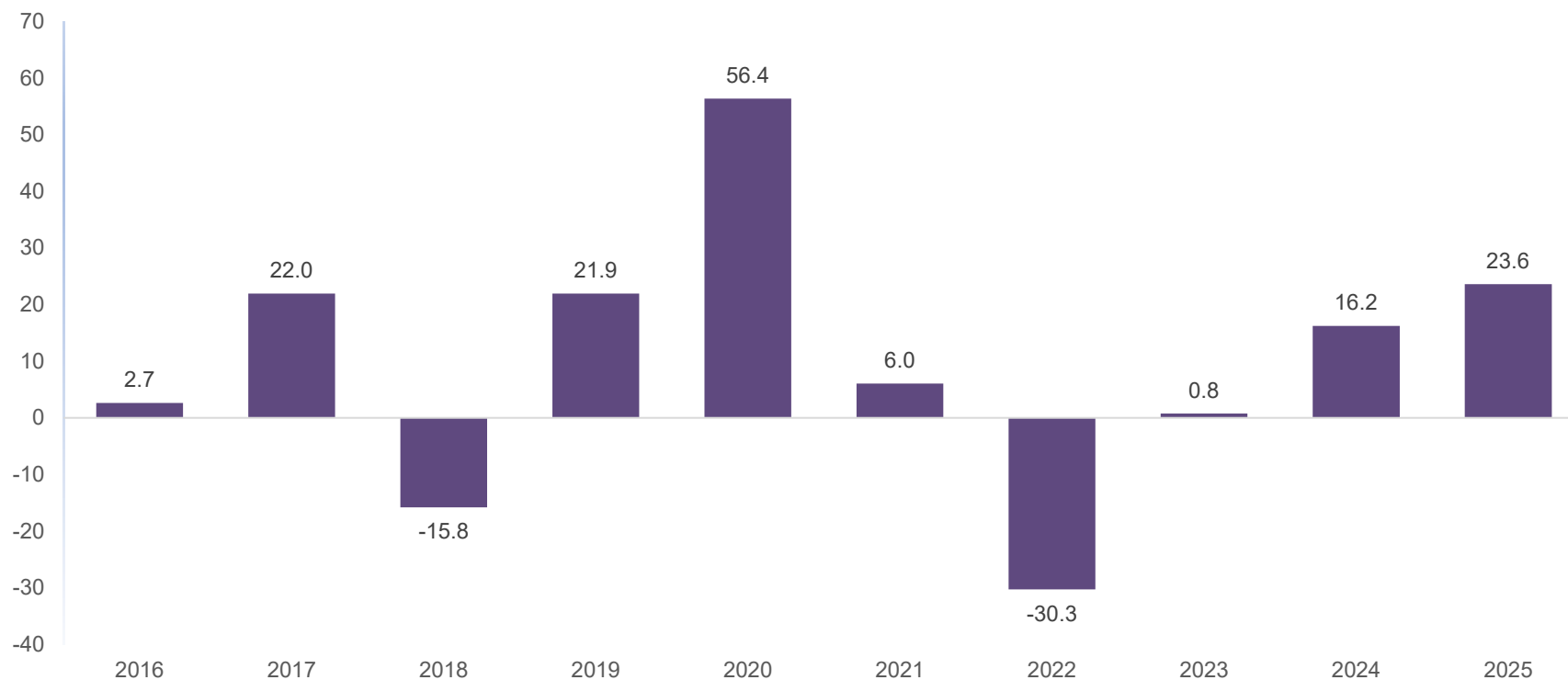
**Performance is shown after deduction of ongoing charges. Any entry and exit charges are excluded from the calculation.**

## Calendar year performance (%)

Share class inception date : 24 June 2015

**This chart shows the fund's performance as the percentage loss or gain per year over the last 10 years.**

**It can help you to assess how the fund has been managed in the past.**



● Shareclass : Fullerton Lux Funds - Asia Absolute Alpha Class I (USD) Accumulation (LU1242518857)

**Past performance is not a reliable indicator of future performance. Markets could develop very differently in the future.**

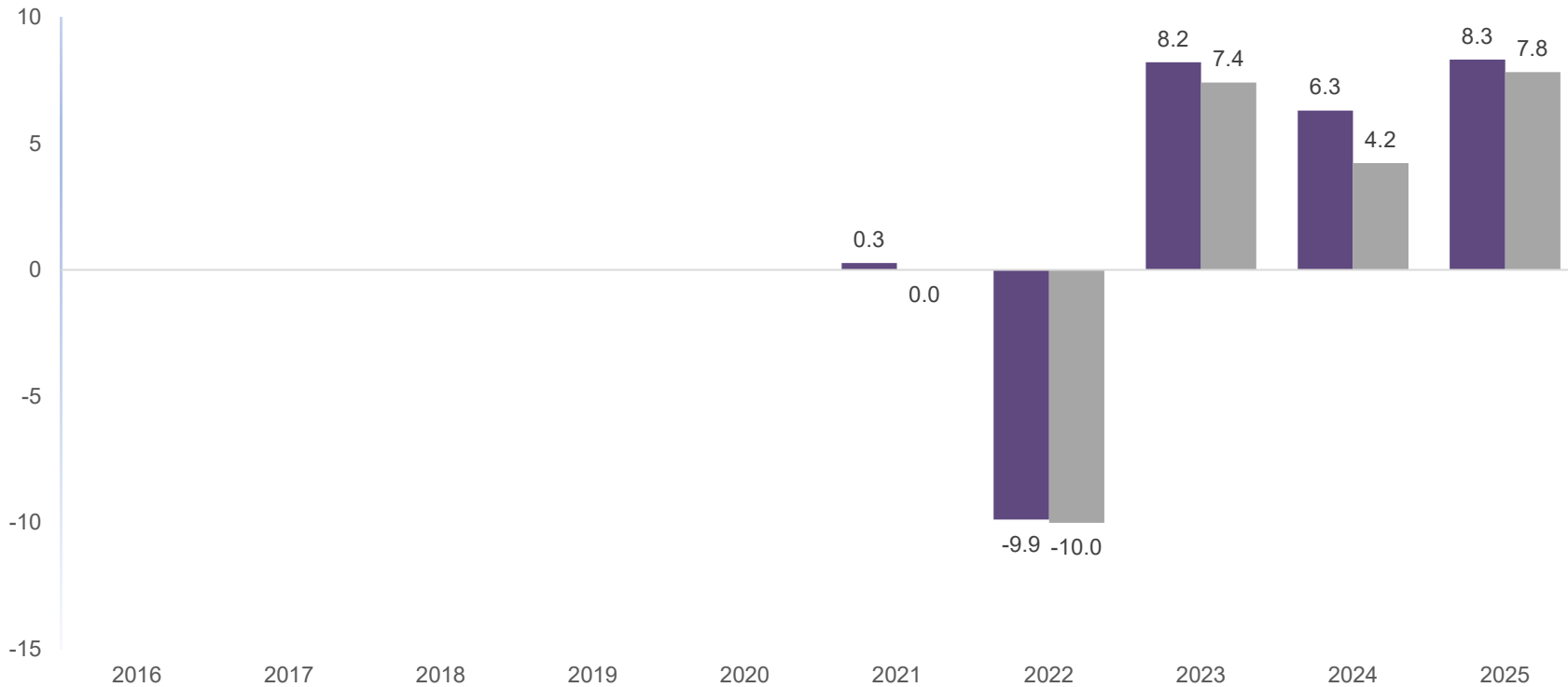
**It can help you to assess how the fund has been managed in the past.**

**Performance is shown after deduction of ongoing charges. Any entry and exit charges are excluded from the calculation.**

## Calendar year performance (%)

Share class inception date : 11 August 2020

**This chart shows the fund's performance as the percentage loss or gain per year over the last 10 years against its benchmark. It can help you to assess how the fund has been managed in the past and compare it to its benchmark.**



● Shareclass : Fullerton Lux Funds - Asian Investment Grade Bonds Class I (USD) Accumulation (LU2147384908)

○ Benchmark : JACI Investment Grade Total Return Index

**Past performance is not a reliable indicator of future performance. Markets could develop very differently in the future.**

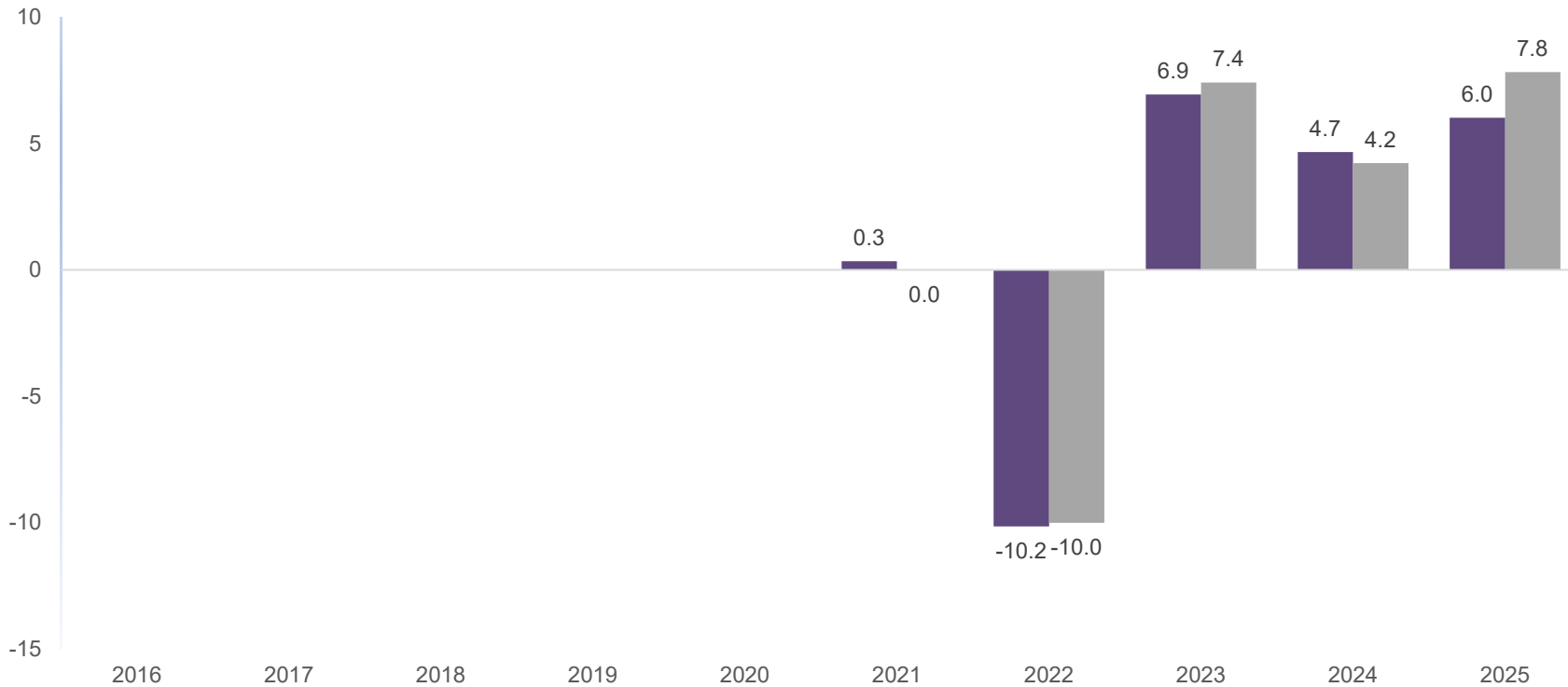
**It can help you to assess how the fund has been managed in the past.**

**Performance is shown after deduction of ongoing charges. Any entry and exit charges are excluded from the calculation.**

## Calendar year performance (%)

Share class inception date : 14 August 2020

**This chart shows the fund's performance as the percentage loss or gain per year over the last 10 years against its benchmark. It can help you to assess how the fund has been managed in the past and compare it to its benchmark.**



● Shareclass : Fullerton Lux Funds - Asian Investment Grade Bonds Class I (SGD Hedged) Accumulation (LU2147385111)

○ Benchmark : JACI Investment Grade Total Return Index

**Past performance is not a reliable indicator of future performance. Markets could develop very differently in the future.**

**It can help you to assess how the fund has been managed in the past.**

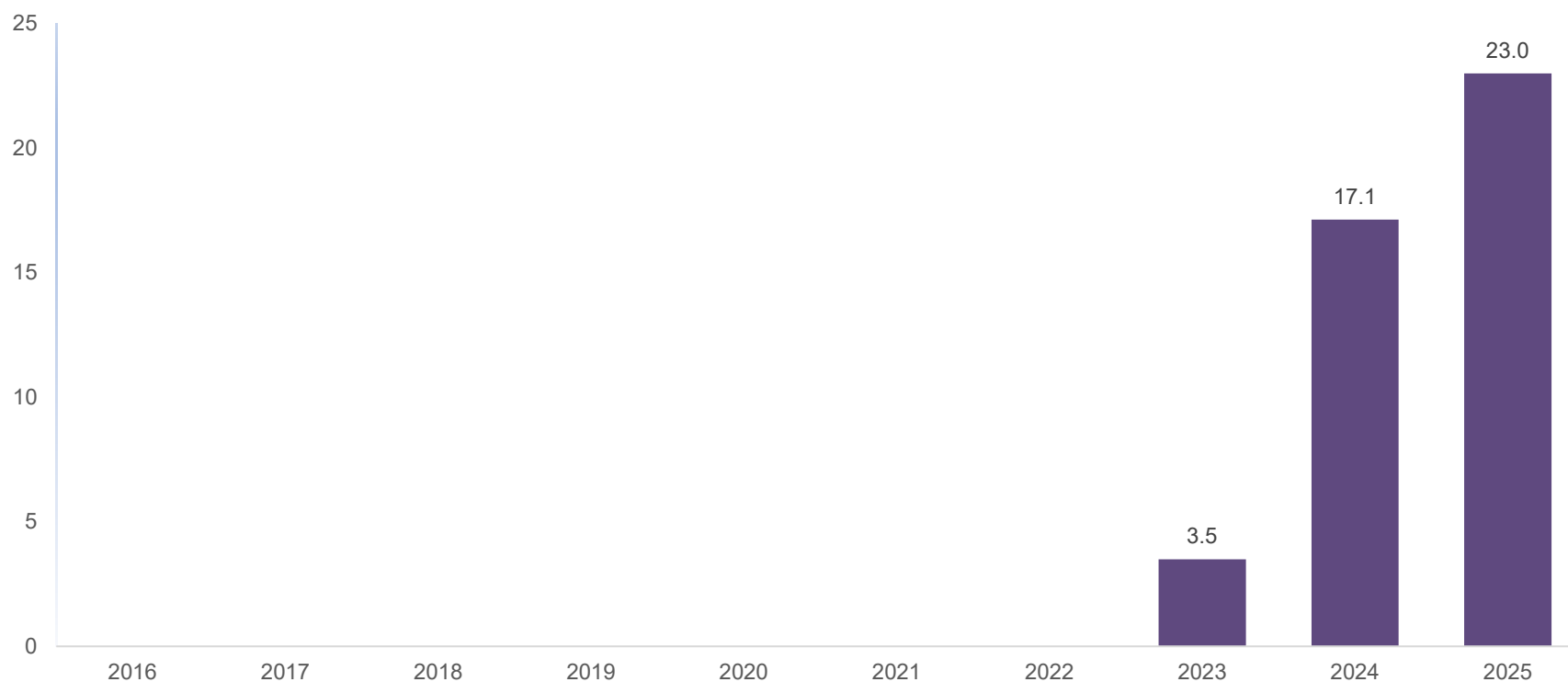
**Performance is shown after deduction of ongoing charges. Any entry and exit charges are excluded from the calculation.**

## Calendar year performance (%)

Share class inception date : 10 October 2022

**This chart shows the fund's performance as the percentage loss or gain per year over the last 10 years.**

**It can help you to assess how the fund has been managed in the past.**



● Shareclass : Fullerton Lux Funds - Asia ESG Evolution Class A (USD) Accumulation (LU2411666279)

**Past performance is not a reliable indicator of future performance. Markets could develop very differently in the future.**

**It can help you to assess how the fund has been managed in the past.**

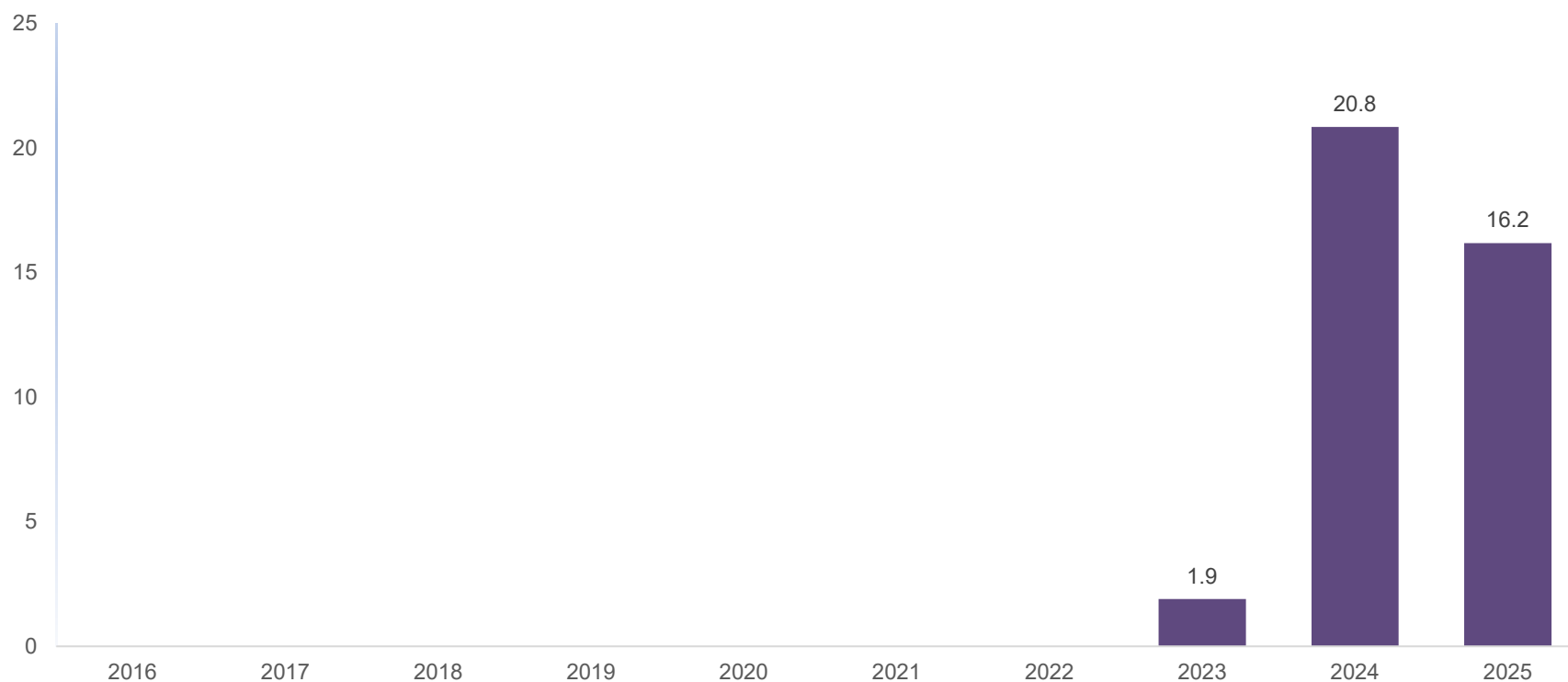
**Performance is shown after deduction of ongoing charges. Any entry and exit charges are excluded from the calculation.**

## Calendar year performance (%)

Share class inception date : 10 October 2022

**This chart shows the fund's performance as the percentage loss or gain per year over the last 10 years.**

**It can help you to assess how the fund has been managed in the past.**



● Shareclass : Fullerton Lux Funds - Asia ESG Evolution Class A (SGD) Accumulation (LU2506015903)

**Past performance is not a reliable indicator of future performance. Markets could develop very differently in the future.**


**It can help you to assess how the fund has been managed in the past.**

**Performance is shown after deduction of ongoing charges. Any entry and exit charges are excluded from the calculation.**

## Calendar year performance (%)

Share class inception date : 29 February 2024

**This chart shows the fund's performance as the percentage loss or gain per year over the last 10 years against its benchmark. It can help you to assess how the fund has been managed in the past and compare it to its benchmark.**



● Shareclass : Fullerton Lux Funds - Global Macro Fixed Income Class I-1 (USD) Accumulation (LU2667127315)

○ Benchmark : SOFR + 1% p.a

**Past performance is not a reliable indicator of future performance. Markets could develop very differently in the future.**

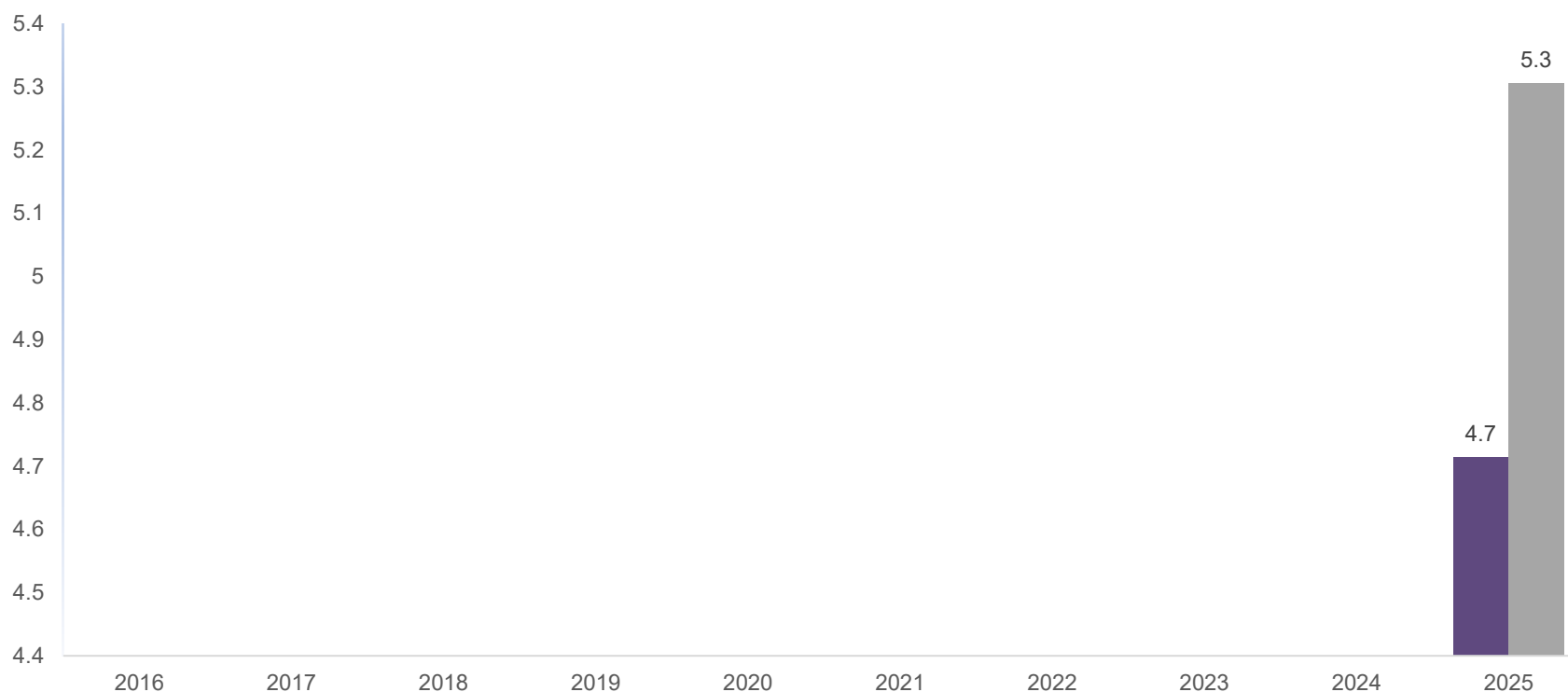
**It can help you to assess how the fund has been managed in the past.**

**Performance is shown after deduction of ongoing charges. Any entry and exit charges are excluded from the calculation.**

## Calendar year performance (%)

Share class inception date : 15 April 2024

**This chart shows the fund's performance as the percentage loss or gain per year over the last 10 years against its benchmark. It can help you to assess how the fund has been managed in the past and compare it to its benchmark.**



● Shareclass : Fullerton Lux Funds - Global Macro Fixed Income Class A (USD) Accumulation (LU2750333168)

○ Benchmark : SOFR + 1% p.a

**Past performance is not a reliable indicator of future performance. Markets could develop very differently in the future.**

**It can help you to assess how the fund has been managed in the past.**

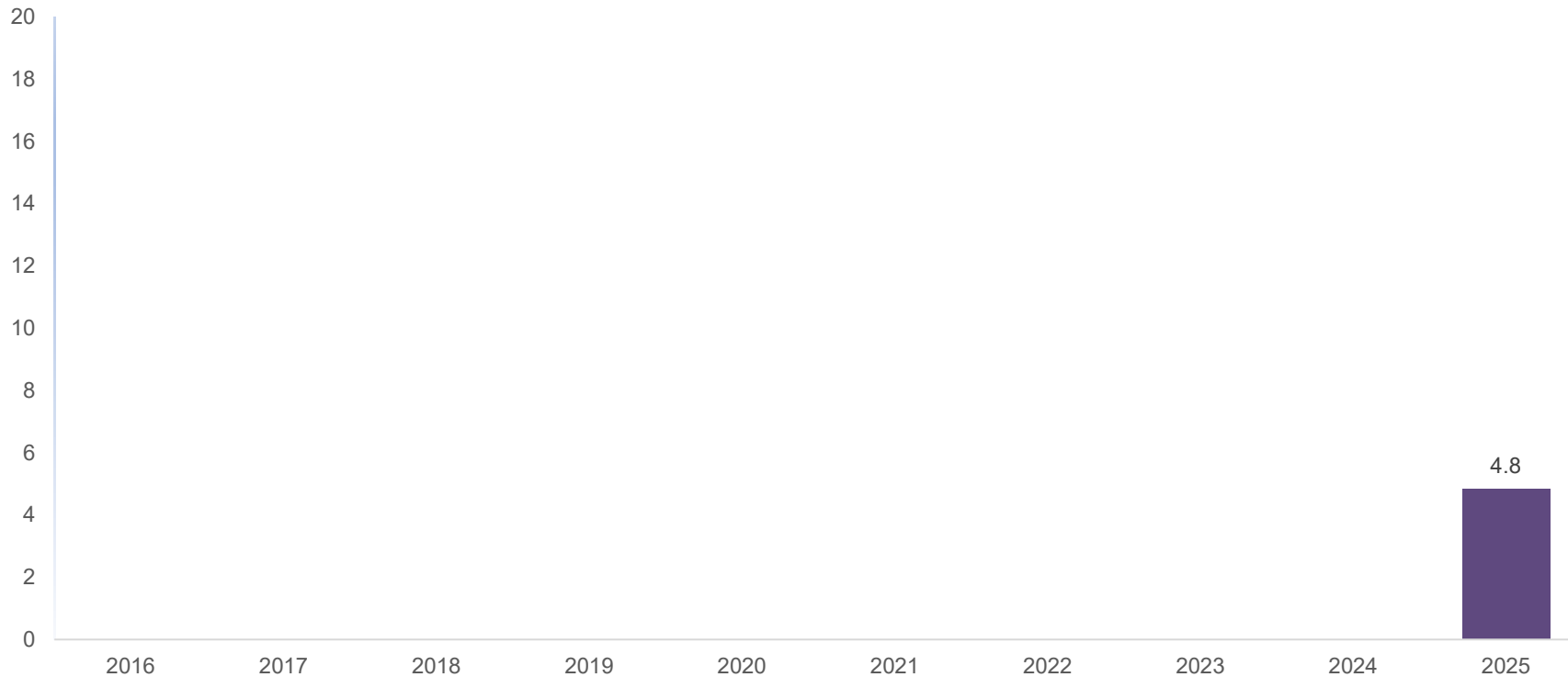
**Performance is shown after deduction of ongoing charges. Any entry and exit charges are excluded from the calculation.**

## Calendar year performance (%)

Share class inception date : 23 January 2024

**This chart shows the fund's performance as the percentage loss or gain per year over the last 10 years.**

**It can help you to assess how the fund has been managed in the past.**



● Shareclass : Fullerton Lux Funds - Flexible Credit Income Class A (SGD Hedged) Distribution (LU2730773160)

**Past performance is not a reliable indicator of future performance. Markets could develop very differently in the future.**

**It can help you to assess how the fund has been managed in the past.**

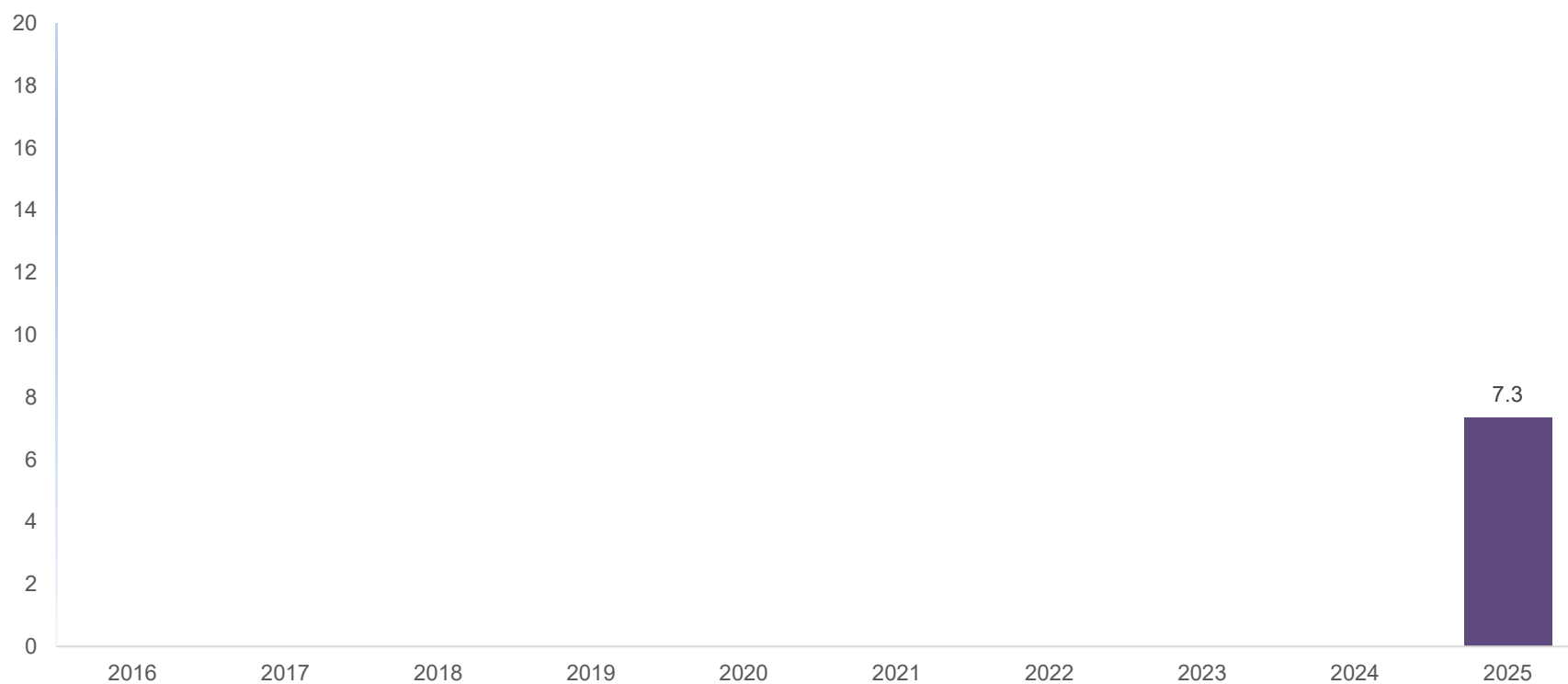
**Performance is shown after deduction of ongoing charges. Any entry and exit charges are excluded from the calculation.**

## Calendar year performance (%)

Share class inception date : 23 January 2024

**This chart shows the fund's performance as the percentage loss or gain per year over the last 10 years.**

**It can help you to assess how the fund has been managed in the past.**



● Shareclass : Fullerton Lux Funds - Flexible Credit Income Class A (USD) Distribution (LU2730773087)

**Past performance is not a reliable indicator of future performance. Markets could develop very differently in the future.**

**It can help you to assess how the fund has been managed in the past.**

**Performance is shown after deduction of ongoing charges. Any entry and exit charges are excluded from the calculation.**